

МИНИСТЕРСТВО НАУКИ И ВЫСШЕГО ОБРАЗОВАНИЯ РОССИЙСКОЙ ФЕДЕРАЦИИ
Филиал федерального государственного бюджетного образовательного учреждения
высшего образования
«Кузбасский государственный технический университет имени Т. Ф. Горбачева»
в г.Белово
(филиал КузГТУ в г.Белово)

ИНОСТРАННЫЙ ЯЗЫК

Методические указания к практическим занятиям
по дисциплине «Иностранный язык» для обучающихся 1 курса специальности
09.02.07 «Информационные системы и программирование»

1 часть

Составитель О.Е. Дорофеева

Рассмотрены на заседании кафедры
Протокол № 6 от 17.02.2021 г.
Утверждены учебно-методическим
советом филиала КузГТУ в г. Белово
Протокол № 7 от 24.02.2021 г.

Белово
2021

СОДЕРЖАНИЕ

Введение		4
Общие методические рекомендации и указания по выполнению практических работ		4
Практическое занятие № 1	Приветствие, прощание, представление себя и других людей в официальной и неофициальной обстановке. Составление диалогов. Введение лексических единиц по теме.	10
Практическое занятие № 2	Описание человека. Межличностное общение. (внешность, национальность, образование, личные качества, род занятий, должность, место работы и др.) Введение и отработка лексических единиц по теме. Употребление глагола to be. Повторение.	12
Практическое занятие № 3	Семья и семейные отношения, домашние обязанности. Образование множественного числа существительных, имя существительное. Развитие навыков чтения. Существительные исчисляемые и неисчисляемые. Употребление слов many, much, a lot of, little, a little, few, a few с существительными.	15
Практическое занятие № 4	Описание жилища и учебного заведения (здание, обстановка, условия жизни, техника, оборудование). Составление диалогов. Выполнение лексико-грамматических упражнений. Сложносочиненное предложение. Употребление конструкции there + to be. Сочинительные союзы but/and/so.	17
Практическое занятие № 5	Распорядок дня студента колледжа. Повседневная жизнь, учебный день, выходной день. Мой рабочий день. Мой выходной день. Употребление артиклей, предложения с оборотом there + to be. Развитие навыков чтения по теме «Распорядок дня». Выполнение лексико-грамматических упражнений.	19
Практическое занятие № 6	Хобби, досуг. Употребление like + Ving. Увлечения. Чтение. Мой любимый фильм. Диалог «Мои увлечения и интересы». Мои увлечения. Употребление like + Ving. Введение и отработка лексических единиц по теме.	22
Практическое занятие № 7	Описание местоположения объекта (адрес, как найти). Виды транспорта. Достопримечательности. Изучение лексики темы. Чтение и перевод текстов. Описание местоположения в городе. Предлоги места, направления. Настоящее время. Выполнение лексико-грамматических упражнений.	25
Практическое занятие № 8	Магазины, товары, совершение покупок. Виды магазинов. Мой любимый отдел. Предлоги времени, места, направления и др. Просмотровое чтение текстов. Прогулка по магазинам. Употребление неопределенных местоимений в английском предложении. Выполнение лексико-грамматических упражнений.	28
Практическое занятие № 9	Физкультура и спорт, здоровый образ жизни. Специальные вопросы. Спортивные секции, клубы. Участие в дискуссии/беседе на тему: «Здоровый образ жизни». Вредные привычки. Введение и закрепление лексических единиц по теме. Повторение порядка слов в специальном вопросе. Степени сравнения прилагательных. Развитие навыков чтения. Повторение степеней сравнения прилагательных. Употребление глаголов go/do/play. Выполнение лексико-грамматических упражнений.	32
Практическое занятие № 10	Экскурсии и путешествия. Мой город. Мой район. Мое любимое место. Путеводитель по родному краю: визитная карточка, история, география, экологическая обстановка». Способы выражения будущего времени. Развитие навыков чтения. Выполнение лексико-грамматических упражнений.	35

Практическое занятие № 11	Россия, ее национальные символы, государственное и политическое устройство. Изучение и использование политической лексики, чтение текста с пониманием основного содержания. Выполнение лексико-грамматических упражнений.	38
Практическое занятие № 12	Англоговорящие страны. Географическое положение, климат, флора и фауна, национальные символы, государственное и политическое устройство, наиболее развитые отрасли экономики, достопримечательности, традиции Развитие навыков устной речи. Отработка лексических единиц. Прошедшее времени английского глагола. Выполнение лексико-грамматических упражнений.	42
Практическое занятие № 13	Научно-технический прогресс Составление монологического высказывания. Отработка лексического материала. Пассивный залог. Выполнение лексико-грамматических упражнений.	44
Практическое занятие № 14	Человек и природа, экологические проблемы. Описание экологических проблем. Переработка отходов. Составление сообщения. Закрепление лексических единиц по теме. Условные предложения. Выполнение лексико-грамматических упражнений.	47
Список используемых источников		49

ВВЕДЕНИЕ

Практическое занятие - вид учебного занятия, в процессе которого обучающиеся выполняют одну или несколько практических работ (практических заданий) под руководством преподавателя.

Практические занятия проводятся согласно календарно-тематическому планированию, в соответствии с требованиями учебной программы по дисциплине.

Для всех видов аудиторных занятий академический час устанавливается продолжительностью 45 минут.

Проведение практических занятий по учебной дисциплине «Иностранный язык» направлено на следующее:

- обобщение, систематизацию, углубление, закрепление полученных теоретических знаний;
- формирование умений применять полученные знания на практике;
- реализацию единства интеллектуальной и практической деятельности;
- развитие интеллектуальных умений: аналитических, проектировочных, конструктивных и др.;
- выработку при решении поставленных задач таких профессионально значимых качеств, как самостоятельность, ответственность, точность, творческая инициатива.

Основной дидактической целью практических занятий является формирование практических умений, в том числе профессиональных и учебных.

Наряду с формированием умений и навыков в процессе практических занятий обобщаются, систематизируются, углубляются и конкретизируются теоретические знания, вырабатывается способность и готовность использовать теоретические знания на практике, развиваются интеллектуальные умения.

ОБЩИЕ МЕТОДИЧЕСКИЕ РЕКОМЕНДАЦИИ И УКАЗАНИЯ ПО ВЫПОЛНЕНИЮ ПРАКТИЧЕСКИХ ЗАНЯТИЙ

1.1 Подготовка к практическому занятию

1. Внимательно ознакомиться с описанием соответствующего практического занятия и установить, в чем состоит основная цель и задача этой работы;
2. По соответствующим литературным источникам изучить теоретическую часть, относящуюся к данному практическому занятию.

1.2 Выполнение практических занятий

Успешное выполнение работы может быть достигнуто в том случае, если обучаемый представляет себе цель выполнения практического занятия, поэтому важным условием является тщательная подготовка к практической работе.

1.3 Как пользоваться методическими указаниями

- сначала ознакомьтесь с теоретической частью, чтобы составить себе общее представление о тематике предстоящей работы;
- затем переходите к выполнению заданий, внимательно прочтите текст задания, который часто представляет собой алгоритм будущих технологических действий; в каждом новом задании для наглядности описана технология выполнения для достижения поставленной в задании цели.
- по окончании выполнения предложенных заданий необходимо ответить на вопросы самоконтроля в конце каждого практического занятия.

1.4 . Перечень практических занятий

Наименование разделов и тем	Содержание учебного материала практических занятий	Объем в часах
Семестр 1		46
Тема № 1.2 Приветствие, прощание. Межличностное общение	Практическое занятие 1. Приветствие, прощание, представление себя и других людей в официальной и неофициальной обстановке. Составление диалогов. Введение лексических единиц по теме.	4
	Практическое занятие 2. Описание человека. Межличностное общение. Описание человека (внешность, национальность, образование, личные качества, род занятий, должность, место работы и др.) Введение и отработка лексических единиц по теме. Употребление глагола <i>to be</i> . Повторение.	4
	Практическое занятие 3. Семья и семейные отношения, домашние обязанности. Образование множественного числа существительных, имя существительное. Развитие навыков чтения. Существительные исчисляемые и неисчисляемые. Употребление слов <i>many, much, a lot of, little, a little, few, a few</i> с существительными.	2
Тема № 1.3 Распорядок дня.	Практическое занятие 4. Описание жилища и учебного заведения (здание, обстановка, условия жизни, техника, оборудование). Составление диалогов. Выполнение лексико-грамматических упражнений. Сложносочиненное предложение. Употребление конструкции <i>there + to be</i> . Сочинительные союзы <i>but/and/so</i> .	4
	Практическое занятие 5. Распорядок дня студента колледжа. Повседневная жизнь, учебный день, выходной день. Мой рабочий день. Мой выходной день. Употребление артиклей, предложения с оборотом <i>there + to be</i> . Развитие навыков чтения по теме «Распорядок дня». Выполнение лексико-грамматических упражнений.	4
	Практическое занятие 6. Хобби, досуг. Употребление <i>like + Ving</i> . Увлечения. Чтение. Мой любимый фильм. Диалог «Мои увлечения и интересы». Мои увлечения. Употребление <i>like + Ving</i> . Введение и отработка лексических единиц по теме.	4
Тема № 1.4 Спорт. Здоровый образ жизни.	Практическое занятие 7. Описание местоположения объекта (адрес, как найти). Виды транспорта. Достопримечательности. Изучение лексики темы. Чтение и перевод текстов. Описание местоположения в городе. Предлоги места, направления. Настоящее время. Выполнение лексико-грамматических упражнений.	2
	Практическое занятие 8. Магазины, товары, совершение покупок. Виды магазинов. Мой любимый отдел. Предлоги времени, места, направления и др. Просмотровое чтение текстов. Прогулка по магазинам. Употребление неопределенных местоимений в английском предложении.	4

	Выполнение лексико-грамматических упражнений.	
	Практическое занятие 9. Физкультура и спорт, здоровый образ жизни. Специальные вопросы. Спортивные секции, клубы. Участие в дискуссии/беседе на тему: «Здоровый образ жизни». Вредные привычки. Введение и закрепление лексических единиц по теме. Повторение порядка слов в специальном вопросе. Степени сравнения прилагательных. Развитие навыков чтения. Повторение степеней сравнения прилагательных. Употребление глаголов go/do/play Выполнение лексико-грамматических упражнений.	4
Тема № 1.5 Путешествия. Россия. Великобритания	Практическое занятие 10. Экскурсии и путешествия. Мой город. Мой район. Мое любимое место. Путеводитель по родному краю: визитная карточка, история, география, экологическая обстановка». Способы выражения будущего времени. Развитие навыков чтения. Закрепление лексических единиц. Выполнение лексико-грамматических упражнений.	4
	Практическое занятие 11. Россия, ее национальные символы, государственное и политическое устройство. Изучение и использование политической лексики, чтение текста с пониманием основного содержания. Выполнение лексико-грамматических упражнений.	4
	Практическое занятие 12. Англоговорящие страны. Географическое положение, климат, флора и фауна, национальные символы, государственное и политическое устройство, наиболее развитые отрасли экономики, достопримечательности, традиции Развитие навыков устной речи. Отработка лексических единиц. Прошедшее время английского глагола. Выполнение лексико-грамматических упражнений.	2
Тема № 1.6 Человек и природа	Практическое занятие 13. Научно-технический прогресс Составление монологического высказывания. Отработка лексического материала. Пассивный залог. Выполнение лексико-грамматических упражнений.	2
	Практическое занятие 14. Человек и природа, экологические проблемы. Описание экологических проблем. Переработка отходов. Составление сообщения. Закрепление лексических единиц по теме. Условные предложения. Выполнение лексико-грамматических упражнений.	2

1.5 Оформление отчетов по практическим занятиям

На новой странице тетради указать название и порядковый номер практического занятия. Отчет по практическому занятию должен быть написан разборчивым подчерком и выполнен в тетради с полями для проверки работы преподавателем. Итогом выполнения является устная защита отчета, письменный отчет или результаты теста в ЭОС.

1.6 Критерии оценивания

Оценка за отчет по практическому занятию выставляется каждому студенту. Преподаватель анализирует содержание отчета по практическому занятию, затем оценивает результат.

Оценка за отчет по практическому занятию	Тестирование в ЭОС	
5 (отлично)	Тестируемый набрал 90 и более процентов правильных ответов.	коммуникативная задача решена полностью; работа выполнена в полном объеме; понято основное содержание оригинального текста, даны полные аргументированные ответы на вопросы; решена коммуникативная задача при высказывании; соблюдены основные правила оформления текста в письменной речи; без орфографических и лексико-грамматических ошибок или имеется незначительное количество орфографических и лексико-грамматических ошибок.
4 (хорошо)	Тестируемый набрал от 76 до 89 процентов правильных ответов.	коммуникативная задача решена полностью, выполнено менее 80 % от объема работы; затруднения при работе с текстом, затруднение в понимании слов; найдено примерно 2 / 3 заданной информации при ответах на вопросы; неточности в употреблении слов, но ошибки не препятствуют пониманию текста; имеются незначительные лексико-грамматические и орфографические ошибки.
3 (удовлетворительно)	Тестируемый набрал от 61 до 75 процентов правильных ответов.	коммуникативная задача решена; выполнено не менее 60 % от объема работы; неточное понимание текста, языковая догадка совсем не развита, найдено 1 / 3 информации при ответах на вопросы; допущены языковые ошибки в устной речи, ограниченный диапазон языковых средств, минимальный объем высказывания; языковые погрешности в письме, мысли не логично изложены, ошибки в формате письменной работы; допущены элементарные лексико-грамматические, орфографические и пунктуационные ошибки.
2 (неудовлетворительно)	Тестируемый набрал 60 и менее процентов правильных ответов. Не было попытки выполнить тест.	коммуникативная задача не решена; выполнено менее 60 % от объема работы; неправильное понимание содержания текста, неумение систематизировать незнакомую лексику, практически отсутствует информация к заданиям по тексту; частичное выполнение речевой задачи, небольшой объем высказывания, отсутствует логика в построении высказывания в письменной речи, формат письма не соблюдается; не соблюдаются грамматические, орфографические и пунктуационные правила. Не было попытки выполнить отчет по практическому заданию.

1.7. Перечень необходимого оборудования для выполнения практических занятий

Учебная аудитория № 206 «Кабинет иностранного языка (лингфонный)» для проведения занятий лекционного типа, занятий семинарского типа, групповых и индивидуальных консультаций, текущего контроля и промежуточной аттестации, оснащенная оборудованием и

техническими средствами обучения:

- посадочные места – 32;
- рабочее место преподавателя;
- переносная кафедра;
- ученическая доска;
- проекционный экран;
- лингафонный кабинет «Диалог-М» на 16 рабочих мест, программное обеспечение: MobiDec 3.1.0.1, звуковая система Sven 5.1;
- переносной ноутбук Lenovo B590 15.6 дюймовый экран, 2.2 ГГц тактовая частота , 4 Гб ОЗУ, 512 Мб видеопамять;
- проектор Benq MX503, максимальное разрешение 1024x768;
- общая локальная компьютерная сеть Интернет;
- программное обеспечение: операционная система Microsoft Windows7; пакеты программных продуктов Office 2007 и 2010; средство антивирусной защиты ESET Endpoint Antivirus.
 - стенды по страноведению -2 шт.

ПРАКТИЧЕСКОЕ ЗАНЯТИЕ 1.
ПРИВЕТСТВИЕ, ПРОЩАНИЕ, ПРЕДСТАВЛЕНИЕ СЕБЯ И ДРУГИХ ЛЮДЕЙ В
ОФИЦИАЛЬНОЙ И НЕОФИЦИАЛЬНОЙ ОБСТАНОВКЕ.

Составление диалогов. Введение лексических единиц по теме.

Продолжительность: 180 мин.

Цель: совершенствование и развитие произносительных навыков, а также же навыков чтения, письменной и устной речи на английском языке. Организация работы по тренировке диалогов «Приветствие, знакомство, представление»

Задания к практическому занятию:

Задание №1: Выучить фразы приветствия и ответить их преподавателю на оценку.

Формы приветствий (Greetings)		
1.	How do you do?	Здравствуйте. Ответ тот же самый – How d’you do?
2.	You are welcome! Welcome! Добро пожаловать! Welcome, dear guests!	Добро пожаловать, дорогие гости!
3.	I am pleased to meet you. Pleased to meet you. I am glad to meet you. Glad to meet you.	Рад встретиться (познакомиться) с вами!
4.	Glad to see you!	Рад вас видеть!
5.	Happy to see you	Счастлив вас видеть!
6.	I’m also very glad to see you.	Я тоже очень рад вас видеть.
7.	So am I. So I’m.	Я тоже (рад).
Знакомство (Meeting)		
8.	Let me introduce myself. Allow me to introduce myself. May I introduce myself?	Позвольте представиться.
9.	I’d like to introduce you to... I’d like you to meet... I want you to meet...	Я хотел бы представить вас ... (кому-то)
10.	Meet my friend, Mr. Smith!	Познакомьтесь с моим другом, мистером Смитом.
11.	Allow me to introduce Mr/Mrs/Miss... May I introduce Mr/Mrs/Miss...? I’d like to introduce Mr/Mrs/Miss... I’d like you to meet Mr/Mrs/Miss...	Позвольте представить вам мистера/миссис/мисс ...
Ответ на представление		
12.	Pleased to meet you.	Очень приятно с вами познакомиться.
13.	Glad to meet you. Nice to meet you.	Рад (рада) с вами познакомиться.
Примеры знакомств		
14.	Allow me to introduce myself. My name is Victor Pirogov. I’m a reader at Moscow University. I understand we’re working in the same field and I was hoping we could discuss certain problems.	Позвольте представиться. Меня зовут Виктор Пирогов. Я читаю лекции (преподаватель) в Московском университете. По-моему, мы работаем в одной области, и я надеялся, что мы смогли бы обсудить некоторые проблемы.
15.	— Mister Morton, this is Miss Evans, our new secretary. — How d’you do, Miss Evans? — How d’you do, Mister Morton?	— Мистер Мортон, это мисс Эванс, наш новый секретарь. — Здравствуйте, мисс Эванс. — Здравствуйте, мистер Мортон.

16.	— Mistress Jones, I'd like you to meet Mister Oleg Sokoloff. — How do you do, Mister Oleg Sokoloff? Glad to meet you. — How do you do, Mistress Jones?	— Миссис Джонс, я хотел бы представить вам господина Олега Соколова. — Здравствуйте, господин Олег Соколов. Рада познакомиться. — Здравствуйте, миссис Джонс.
Прощание (Saying Good-Bye)		
17.	Morning! Good afternoon! Evening!	До свидания! (довольно официально)
18.	Good-bye!	До свидания! (менее официально)
19.	Bye-bye! [бай-бай]	До свидания! (среди друзей)
20.	So long!	Пока!
21.	Cheerio! [чИриОу]	Пока! Всего хорошего! Счастливо!
22.	Farewell! [фЭвЭл]	Прощай! Прощайте!
23.	See you soon.	До скорой встречи.
24.	See you tomorrow.	До завтра!
25.	See you on Sunday.	До воскресенья!
26.	See you tonight.	До вечера!
27.	See you in summer.	До встречи летом!
28.	See you at the office.	До встречи в офисе!
29.	I am not saying good-bye.	Я не прощаюсь (при уходе не надолго).
30.	See you later.	Мы еще увидимся.
31.	I hope to meet you again. Hope to meet you again.	Я надеюсь с вами встретиться опять. Надеюсь с вами встретиться опять.
32.	Good luck to you!	Желаю вам удачи.
33.	Same to you!	И вам также.
34.	Drop in any time you like.	Заходите, когда угодно.
35.	Remember to telephone us.	Звоните нам.
36.	When can we expect you?	Когда вас можно ждать?
37.	Bring your friend along with you.	Приводите с собой вашего друга.
38.	My love to your friend. Best regards to your friend.	Передавайте привет вашему другу.
39.	Have a nice trip!	Удачной поездки!
40.	Happy journey!	Счастливого пути!

Задание 2: Изучить диалог «Встреча с другом», выполнить перевод, выписать новые фразы и выучить их.

Английская фраза	Перевод/Новые фразы для запоминания
Peter: Hi, Jean! I haven't seen you for ages! How have you been?	
Jean: Hi, Peter! I'm glad to see you! I've been to Chicago for the last two weeks.	
Peter: Ah, I see. So that's the reason we haven't met for a long time.	
Jean: Yes, it is so. And everything is fine with me. I've been just looking for a proper job. Anyway that wasn't a good idea. And how are things with you? Has anything new happened while I was away?	
Peter: I see. It's always worth trying, Jean. I'm sure you'll find a suitable occupation for yourself very soon. In fact, one of my old friends is	

running a clothing company in Chicago and they often need good managers there. I can give you his phone number if you want.	
Jean: Yes, sure. That would be great!	
Peter: As for me, I'm doing well. Nothing new really happened here. Except, Marta and Richard decided to get married next month.	
Jean: Oh, wow! That's something! I'm really happy for them.	
Peter: Yes, that was unexpected. We all thought that this couple won't last. And now, just imagine they are getting married.	
Peter: In fact, there is something else that you have missed while you were in Chicago.	
Jean: What's that?	
Peter: We found who stole Caroline's camera.	
Jean: Really? And who was it?	
Peter: It was her new flatmate, the young fellow who has just moved in.	
Jean: No way! He looks so innocent. I thought he can't say a boo to a goose.	
Peter: You see, appearance is deceptive.	
Jean: So, how it all happened?	
Peter: At first, he saw us taking pictures and making a film outside. And I guess he already knew that it's quite an expensive camera. Then, he turned the emergency alarm on to scare us. When we panicked and ran, he stole it.	
Jean: He seems to be very smart. We should be careful with him. So did he give the camera back to the owner?	
Peter: No, he continues pretending but Caroline knows that it was him. She saw him taking pictures with it in the central park a few days ago. When she came closer, he hid it and quickly went away.	
Jean: So, what is she going to do then? I know it cost her a fortune to buy this new technology.	
Peter: Don't worry, we've invented an effective plan to make him confess and give back the camera.	
Jean: Oh, that's a relief! I'm with you if you need me. Just tell me what to do.	
Peter: Ok, we will. We should be going now. Caroline is waiting for us.	

Задание 3 Прочитайте текст и выполните после текстовое упражнение
Read the text.

About myself

Hello! Let me introduce myself. My name is Dima Yaroslavtsev. I live in Vladimir. Last year, I finished school, and now I'm a student of a radio-technical college. I have made many friends here, and we have already known each other quite well. We like our studies, and we spend our free time together. Many of us want to become engineers.

My family is neither large nor small. There are four of us: my father, my mother, my sister and me.

My father is a specialist at a plant. His work is very serious, and I think he does his best. My mother is a teacher of geography at school. When she comes home, she is usually very tired, so my sister and I help her around the house. My sister is two years my senior. She is a student at the Pedagogical Academy. She wants to be a teacher of mathematics. She sometimes helps me with my studies. During the weekends, we try to spend a lot of time together. We go to the river in summer or go skiing in winter.

I like my studies, but I'm fond of other things too, e. g. I make computer programs, play the guitar, listen to music, chat with my friends on the Internet. I also like to travel. We know how to pronounce better in English. This term we are learning grammar. Later we'll learn how to read technical texts in English. My knowledge becomes deeper. Our teacher is Anna Pavlovna. I think she is the most competent English teacher.

My parents often say that this time of my life is the happiest. As for me, I don't think so. There are so many difficulties, especially in my studies. But I hold on and say to myself: 'Don't give up!' And finally everything is OK!

Discuss these questions with your partner.

- 1) What is the boy's name?
- 2) Where does he live?
- 3) When did he finish his school?
- 4) Where does he study?
- 5) Does he have friends?
- 6) How many people are there in his family?
- 7) What do his parents do?
- 8) Is Dima's elder sister a student?
- 9) What do they usually do during the weekends?
- 10) Does he like his studies?
- 11) How long has he been studying English?

Look through the text and answer the following questions as true or false.

- 1) Dima and his friends have no ideas about their future profession.
- 2) Dima and his sister help their mum around the house.
- 3) Dima and his family don't spend their free time together during the weekends.
- 4) Dima likes studying and he isn't interested in other things.
- 5) Dima and his mates work hard in English, they expand their knowledge.
- 6) Dima doesn't have any difficulties in his studies.

Give English equivalents.

- 1) Здравствуйте! Позвольте представиться.
- 2) У меня появилось много друзей здесь.
- 3) Мы хотим стать инженерами.
- 4) Моя семья состоит из 4 человек.
- 6) Моя сестра на два года старше меня.
- 7) Мы стараемся проводить много времени вместе.
- 8) Она очень квалифицированный учитель.

ПРАКТИЧЕСКОЕ ЗАНЯТИЕ 2. ОПИСАНИЕ ЧЕЛОВЕКА

Межличностное общение. Описание человека (внешность, национальность, образование, личные качества, род занятий, должность, место работы и др.) Введение и отработка лексических единиц по теме. Употребление глагола *to be*. Повторение.

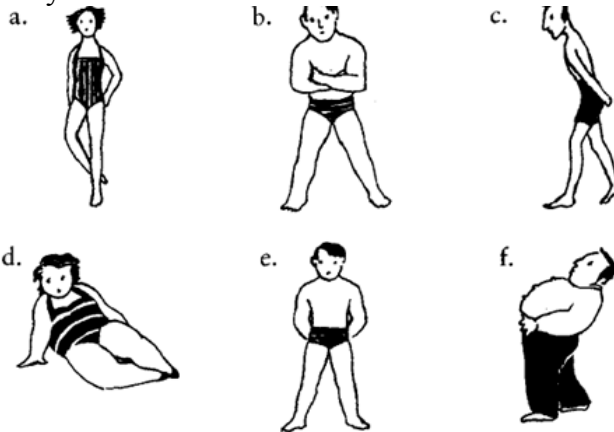
Продолжительность: 180 мин.

Цель: Активизировать в речи применение лексики по теме. Составить рассказ на тему «Внешность человека. Семья».

Задания к практическому занятию:

Задание 1. Соотнесите описания людей с их изображениями:

1. He isn't very tall. He's short and stocky.
2. She's tall and slim. She's got a lovely figure.
3. He's quite a big guy. He's quite well-built.
4. She's a bit overweight. She's quite plump, isn't she?
5. He's very fat. He's absolutely enormous.
6. He's very thin. He's so skinny.



Задание 2. Вместо пропусков поставьте данные в скобках слова.

1. He's a _____, _____ man with _____, _____ hair.
(short, tall, fair, good-looking)
2. She's a _____, _____ woman with _____ hair.
(tall, long, thin)
3. I've got _____, _____ hair and I'm tall and very _____.
(thin, straight, black)
4. She's very _____ with a _____ tan and _____ hair.
(blonde, lovely, good-looking, long)
5. I wouldn't describe my husband as _____, _____ and _____! Short, overweight, and going thin on top is more accurate!
(handsome, dark, tall)

Задание 3. Переведите образцы для описания человека. Выпишите лексику, фразы и выражения, которые подходят для описания вашей внешности, характера, жизненных ценностей, увлечений.

Describe Yourself Samples

Sample 1:

The most important thing in my life is religious believes, moral values & respect for elders. I am modern thinker but also believe in good values given by our ancestors. I love trekking, going on trips with friends, listening to classical music & watching latest movies.

Sample 2:

I have always been an achiever; be it academics or professional life or sports or any other field in my life. I believe in success through hard work & dedication. My motto in life is to 'If you want something, work hard & you will achieve it; there are no shot cuts'. I enjoy life to the fullest & love humour. I am a progressive thinker & respect each person's space & values.

Sample 3:

XXX is genius, intelligent, well cultured, smart & open minded girl. XXX has completed her graduation from _____. Her hobbies include reading, teaching, music, dancing, cooking, traveling etc. You can expect homely behaviour & dedicated up-bringing from XXX.

Sample 4:

I am a very simple, god fearing, caring, talented, understanding, trustworthy and kind hearted human being. I believe in the motto 'Live and let live'. I hate liars. I am fun loving, down to earth and very much Optimist. I love travelling, sight seeing, listening to rock music, reading all the latest fiction novels.

Sample 5:

I am a soft spoken, honest & talented person. I have a good job, decent salary & a nice house to live in. I think family as the first priority of my life. I think 5 years down the life I should be happily settled with my kids, a lovely soulmate with all the blessings of our parents & relatives.

Sample 6:

I am a ambitious, self-made person. I like to balance professional & family life. Professional life gives you exposure, confidence & sense of achievement. I believe the fulfillment one gets from one's work is very important for wellbeing. I also participate in family get-togethers, functions, parties, etc. My favourite pastime is to watch English movies, reading fictions & cooking.

Sample 7:

I am a warm, caring, loving & trustworthy person. I share a very special bond with all my friends & family. I love to keep secrets & all the people around me confide their problems to me. I like to help people to find solutions to their problems & also do a lot of social service. My aim in life is to serve people without any expectation.

Sample 8:

My daughter is 5-4" wheatish, average body weight & completed her education from XXX. She is working with XXX as a XYZ. She is clever, intelligent and smart looking. She has the capacity to fulfill all her family duties and achieve her professional goals at the same time. She is an excellent cook & knows to cook a variety of cuisines. Her favourite pastime is watching movies, playing guitar, playing indoor sports like table tennis, badminton, swimming.

Sample 9:

I would describe myself as someone who is honest, caring, intelligent, hardworking, and ambitious. I have a great sense of humour. I am an easy going person & don't get easily disturbed by down's in my life. I a spiritual person & have a good library of best spiritual books. I also enjoy travelling, watching movies, going out for dinner, and having great intellectual conversations!

Sample 10:

I am honest, caring, intelligent, hardworking, and ambitious. I have a great sense of humour. I am a post-graduate with MBA from one of the premier Indian institute and work as a XXX in one of the top XYZ company. I am passionate about traveling, watching movies and enjoy great chats.

Задание 4. Закончить текст «О себе». Complete the text «About myself»

1. I would like to introduce myself. My name is
2. My surname is
3. I am years old.
4. I live in in street.
5. I am and tall.
6. My future profession is.....
7. I am fond of
8. I like to listen to music. My favorite group is.....
8. I am good at
9. I am bad at
10. My favorite pastime is....

Задание 5. Используя лексику из задания № 1 (Describe Yourself Samples) и текст из задания № 2, составить текст «About myself», не менее 15 предложений. Текст выучить, рассказать преподавателю на оценку.

**ПРАКТИЧЕСКОЕ ЗАНЯТИЕ 3.
СЕМЬЯ И СЕМЕЙНЫЕ ОТНОШЕНИЯ, ДОМАШНИЕ ОБЯЗАННОСТИ.**

Образование множественного числа существительных, имя существительное.

Развитие навыков чтения. Существительные исчисляемые и неисчисляемые. Употребление слов *many, much, a lot of, little, a little, few, a few* с существительными.

Продолжительность: 90 мин.

Цель: Активизировать в речи применение лексики по теме. Составить рассказ на тему «Внешность человека. Семья».

Задания к практическому занятию:

Задание 1: Подберите к словам их определения

Match the words with their definitions.

The words	Their definitions
1. mother	A. the male child of your brother / sister
2. brother	B. the sister of your mother / father
3. grandmother	C. a female parent
4. grandfather	D. the man to whom a woman is married
5. uncle	E. a male who has the same parents as you
6. aunt	F. the woman to whom a man is married
7. cousin	G. the female child of your brother / sister
8. nephew	H. a male parent
9. niece	I. a mother or a father of a person
10. parents	J. the father of your father / mother
11. wife	K. the child of your aunt / uncle
12. sister	L. the brother of your mother / father
13. husband	M. a female who has the same parents as you

Задание 2: Прочитайте предложения и найдите слова, описывающие семейные отношения. Расскажите о ваших родственниках.

Read the sentences and find words describing family relations. Tell the group which relatives you have.

1) I live in Wolverhampton, near Birmingham, in England. I live with my parents, my brother and my sister. My grandmother lives next door. 2) My dad has got two sisters – Auntie Sunita and Auntie Rani. 3) I've got two cousins who live near London, because that's where Dad's sister and her husband live. 4) We live with my mom, Julie, and my grandmother, Bob. 5) «Family» includes your siblings and parents, as well as relatives who you may not interact with every day, such as your cousins, aunts, uncles, grandparents. 6) Childless families consist of a husband and wife who live and work together. 7) If he's my uncle, then I'm his niece.

Задание 3: Прочитайте текст о семейных отношениях и составьте список ключевых слов.

Read the text about family relations and make a list of key words. Think about the title.

Notes on the text:

surround – окружать

mutual – взаимный, общий

tension – напряжение

mistrust – недоверие

offspring – отпрыск

to be ashamed – стыдиться

hang around – проводить время

generation gap – проблема отцов и детей

We all need a family. Mother, father, sisters, brothers, grandmothers, grandfathers, aunts, uncles, cousins, nephews, nieces surround us when we are happy and when we are in trouble. They come to our rescue when we need help. A friendly family lives in an atmosphere of love, mutual respect and understanding. In a problem family there is tension and mistrust.

Tension and mistrust are often the result of a generation gap when parents and children have different views, values, and interests. Children think that their parents are old-fashioned, that they are afraid of new things and can't understand their offspring's needs and ambitions.

Some teenage children are even ashamed of their parents. On the other hand, parents are not quite satisfied with their children.

They don't like the language their children use, the kind of clothes they wear. Parents hate children's addiction to gadgets such as mobile telephone, television, video games, or chat rooms in the Internet. They can't stand their children's hanging around with their friends for hours instead of doing homework.

Задание 4 Прочитайте текст еще раз и завершите следующие предложения.

Read the text again and complete the following sentences.

1. Family is a place where children ...
 - a) find comfort and peace
 - b) try to understand their old-fashioned parents
 - c) can find protection
2. In a happy family children are always ...
 - a) satisfied with their parents
 - b) ashamed of their parents
 - c) tired of their parents
3. Parents often ...
 - a) criticize the clothes their children wear
 - b) like the language the children use
 - c) buy children new mobile telephones
4. Children like ...
 - a) doing homework
 - b) hanging around
 - c) living in the atmosphere of tension and mistrust
5. Tension and mistrust are the result of ...
 - a) understanding between generations
 - b) misunderstanding between parents and children
 - c) parent's love of their children

Задание 5 Прочитайте вопросы и напишите короткий рассказ о своей семье.

Read the questions and write a short story about your family.

- 1) What is your name?
- 2) How old are you?
- 3) Where are you from?
- 4) Have you got a family?
- 5) How many people are there in your family?
- 6) What is your mother's / father's name?
- 7) What is she / he?
- 8) Where does she/he work?
- 9) Have you got a sister or a brother?
- 10) What is her (his) name?
- 11) How old is she (he)?
- 12) How can you describe members of your family?
- 13) Do you love your family?
- 14) Do you have family traditions?

Задание 6 Поставьте «+» при правильном использовании «much» или «many», поставьте «-» - при неверном.

Put " + "if you use" much "or" many "correctly, put" - " - if you use it incorrectly.

1. We don't have many food in the house.
2. I can't give you many information about the company.

3. I need much apples for the pie.
4. How many people are there in your office?
5. There is much wine in the
6. She doesn't have many luggage.
7. My son earns much money now.
8. They saw many snow in the mountains.
9. I have tried diving many times in my life.
10. John will have much exams next year.

Задание 7. Поставьте подходящее слово из скобок/ Put the appropriate word in parentheses.

1. There is too ... (much/many/a few) salt in the soup. (В супе слишком много соли.)
2. There are ... (much/a little/a few) sky-scrappers in our city. (В нашем городе есть несколько небоскребов.)
3. I've got ... (much/a few/a little) albums of this singer. (У меня есть несколько альбомов этого исполнителя.)
4. My job allows me to travel ... (much/many/a few). (Моя работа позволяет мне много путешествовать.)
5. We've got ... (little/many/few) free time. (У нас мало свободного времени.)
6. I have never seen so ... (much/little/many) stars in the sky. (Я никогда не видел так много звезд в небе.)
7. Anna spent ... (much/a few/a little) days in Rome. (Анна провела несколько дней в Риме.)
8. I'd like just ... (much/a few/a little) tea. (Я бы хотел лишь немного чая.)
9. There was very ... (little/few/many) rain last autumn. (Прошлой осенью было очень мало дождей.)
10. Very ... (few/little/much) Russian tourists are staying at our hotel. (Очень мало русских туристов проживает в нашем отеле.)

ПРАКТИЧЕСКОЕ ЗАНЯТИЕ 4.

ОПИСАНИЕ ЖИЛИЩА И УЧЕБНОГО ЗАВЕДЕНИЯ (ЗДАНИЕ, ОБСТАНОВКА, УСЛОВИЯ ЖИЗНИ, ТЕХНИКА, ОБОРУДОВАНИЕ).

Составление диалогов. Выполнение лексико-грамматических упражнений. Сложносочиненное предложение. Употребление конструкции there + to be. Сочинительные союзы but/and/so.

Продолжительность: 180 мин.

Цель: Активизировать и закрепить лексику по теме.

Задания к практическому занятию:

Задание 1 Прочитайте и переведите текст/ Read and translate the text

Beyond Our Dreams

From my point of view our college is modern and well-designed. It is a three-stores building with a sports ground behind it. I really think it is the best educational institutions in Moscow. We even have an inside swimming pool!

On the ground floor there are classrooms for the first-year students, workshops and a library. There are all kinds of tools and machines in the workshops. In the library two librarians help students to find the books they need. In the reading room there are laptops which we can use during the breaks and after classes.

Our canteen is spacious, light and clean. We have our meals there.

The physical training lessons take place in the gymnasium and the swimming pool. We like to go there even after the lessons. To the left of the gym there is a hall and a staircase. The staircase leads to the first floor.

The classrooms are well-equipped. Each room has a teacher's table, students' desks, a board, a computer and a multimedia projection unit. There are special classrooms for Chemistry, Physics,

Biology, History, Geography, English and Russian. My English classroom is on the second floor. It has three big windows.

There are lots of potted plant on the window sills, and we take good care of them. The board in our classroom is magnetic. We write with markers on it and attach our projects to it with magnets. Next to the board there are Maps of Russia and Great Britain, various grammar tables and charts.

There is a computer in the right-hand corner. We often listen to original English texts, songs and watch films on a big screen which make our lessons interesting. I like my college. It provides us with everything to help us become good specialists.

Задание 2 Ответить на вопросы по тексту (устно), используя клише/ Answer the questions on the text, continue the beginning of the sentences.

How many floors has your college?
Our college has ...

Is there a sports ground and a sports-hall at your college?
There is a ...

Where is your workshop situated at our college?
Our workshop is ...

What are there in the workshop?
There are ...

Describe the library.
There are many bookshelves ...

Describe your classrooms.
There are large windows ...

What do you think about your college?
I am thankful to our teachers ...

Задание 3. Вставьте *is* или *are* и переведите предложения.

1. There ... many old trees in the park.
2. There ... children under the trees.
3. There ... a lake in the park.
4. There ... boats on the lake.
5. There ... woman in the boat.
6. There ... a glass on the table.
7. There ... a cup of coffee on the coffee-table.
8. There ... flowers in the vase.
9. There ... seven bottles under the table.
10. There ... a water-melon in the fridge.

Задание 4. Составьте предложения из слов.

1. five, there, in the park, children, are
2. on the, there, a cat, is sofa
3. little, balls, there, three, are, floor, on , the
4. big, dog, in the, there, hall, is
5. a cake, in the, there, picture, is.

Задание 5 Переведите предложения употребляя конструкции *there + to be*.

1. В мастерских много инструментов.
2. В нашем колледже располагается читальный зал.

3. В читальном зале много портативных компьютеров, которые мы используем для нашей подготовке к занятиям.
4. Много растений в горшках на подоконниках.
5. Есть спортивная площадка за зданием университета.

Задание 6 Образуйте сложное предложение, соединив два простых предложения подходящим союзом “and – but – or – so – because” (возможны несколько вариантов).

Предложение переведите.

1. The taxi stopped. The passenger got out.
2. The taxi stopped. The passenger stayed in the car.
3. My brother is married. He lives in Italy.
4. My brother is married. My sister is single.
5. It rained yesterday. We stayed at home.
6. I bought a magazine. I haven't read it yet.
7. They've got a nice house. They haven't got a garden.
8. Mary often goes to the theatre. She loves operas.
9. Are you going to make a cake? Have you already made it?
10. Our neighbors were very poor. They never asked for help.
11. We opened the window. It was too hot inside.
12. The sea was cold. We didn't go swimming.
13. I was so tired. I went to bed.
14. Tim doesn't like Moscow. It is very noisy and big.
15. It was a difficult exam. I passed it.
16. They wanted to eat sushi. There wasn't any Japanese restaurant nearby.
17. Gordon worked hard. She could make a lot of money.
18. Joanna is fond of tennis. She plays really well.
19. To get to town you can take any bus. You can just walk.
20. I needed some help with French. I took private lessons.

Задание 7. Поставьте **but** или **so**. Предложение переведите.

1. We were late, ... we missed the train.
2. I live in Oxford, ... I work in London.
3. The film was too long, ... it was quite interesting.
4. He lost his laptop, ... he went to the police station.
5. The hotel is very expensive, ... only rich people stay there.

ПРАКТИЧЕСКОЕ ЗАНЯТИЕ 5.

РАСПОРЯДОК ДНЯ СТУДЕНТА КОЛЛЕДЖА.

Повседневная жизнь, учебный день, выходной день. Мой рабочий день. Мой выходной день.

Употребление артиклей, предложения с оборотом *there + to be*. Развитие навыков чтения по теме «Распорядок дня». Выполнение лексико-грамматических упражнений.

Продолжительность: 180 мин.

Цель: Формирование коммуникативной компетенции обучающихся.

Задания к практическому занятию:

Задание 1 Обсудите следующие вопросы составьте диалог, используя активную лексику практического занятия:

- 1) What time do you get up? 2) What time do you go to bed? 3) When do your classes start and finish? 4) What do you usually do after your classes?

Активная лексика:

wake up (early/ late) – просыпаться (рано/поздно)

get up - вставать (с кровати)

take a shower - принимать душ

brush my teeth - чистить зубы

shave - бриться

get dressed - одеваться
wash my face - умываться
put on makeup - делать макияж
comb my hair - причесываться
fix my hair - поправлять причёску
make the bed - заправлять кровать
get undressed - раздеваться
take a bath - принимать ванну
go to bed - идти спать
sleep - спать
sit around - расслаивать без дела
make breakfast - готовить завтрак
cook - готовить (еду)
eat - есть
have breakfast/ lunch/ dinner завтракать/ обедать, ужинать
have ... for breakfast/ lunch/ dinner – есть ... на завтрак/ обед/ ужин
clean the flat/house - убираться в квартире/ доме
sweep the floor - подметать пол
vacuum - пылесосить
wash the dishes - мыть посуду
microwave - подогревать в микроволновке
do the laundry - стирать
iron the shirt - гладить рубашку
feed the baby - кормить ребенка
feed the cat - кормить кошку
walk the dog - выгуливать собаку
watch TV - смотреть телевизор
be online - сидеть в интернете
surf the internet - лазить в интернете
listen to music - слушать музыку
play videogames - играть в видеоигры
be on the phone - висеть на телефоне
do sports - заниматься спортом
go to work/ school/ college - идти на работу/ школу/ техникум
get back from work (return from work) - возвращаться с работы
daily routine - распорядок дня (повседневные дела)
do housework – делать работу по дому
do the ironing – гладить
go shopping – ходить за покупками
have a rest – отдыхать
to go see smb – навещать кого-либо
take the dog out – выгуливать собаку
read books – читать книги
do morning exercises – делать зарядку

Задание 2 Прочитайте текст и отметьте какие утверждения являются верными, какие неверными/ Read the text to answer the statements. Are these statements true or false?

1) Alexander's working day starts at 6:30. 2) He is in the habit of having a big breakfast. 3) Alexander's favourite subject is Maths. 4) In the middle of the day the students go to the canteen. 5) Alexander likes to play football. 6) In the evenings he goes for a walk with his friends.

Notes on the text:

achieve – достигать
lazybones – лентяй
grab – схватить
wealth – богатство
rush – торопиться

drag – тянуться
flash – быстро промелькнуть,
пронестись

Alexander's Working Day

My usual working days look practically the same. But I do my best to make them more interesting and useful. Life is impossible without work. Teachers and parents always say that hard work is the only way to achieve our goals.

My working day usually starts like this. At exactly 6:00 my radio alarm buzzes. Though I am not a lazybones, in winter it is always difficult for me to wake up early. I do my morning exercises every morning. I know that good health is better than wealth. After having a shower I get dressed and brush my hair. It takes me about 40 minutes.

I am in the habit of having only a light breakfast. After breakfast I grab my school bag and rush for college. Unfortunately I live far from the college. It takes me about one hour to get there. Sometimes my mood depends on what classes I have.

On some days lessons flash by very quickly, especially if they are on the humanities or Maths, which I like most, but they drag more slowly if they are on Chemistry or Biology and especially when we have to write tests on them. Our classes start at 8:20.

Usually we have seven lessons a day. Each lesson lasts 45 minutes, but the breaks are too short: only 5 or 10 minutes. Fortunately we have a large break in the middle of the day which lasts 45 minutes. During this break we go to the canteen.

At 3 o'clock, when the classes are over, I sometimes stay at college to play football with my group-mates.

In the evenings I am busy doing my homework. If I have some free time left, I go for a walk with my friends, read or watch TV. At about 8 o'clock all our family have supper. At 11:30 I take a shower and go to bed.

Задание 3 Прочитайте текст и ответьте на вопросы.

Read the text to answer the questions.

Notes on the text:

day off — выходной день
week-end — конец недели
hobby — увлечение
to enjoy — наслаждаться
to make plans — планировать
to spend time — проводить время
to discuss — обсуждать
to have a rest — отдыхать
to go to the country — ехать за город
to go for a walk — идти на прогулку
to listen to music — слушать музыку
to play games — играть в игры
to lie [lai] in the sun — загорать
to come to smb's place — приходить к кому-л
to receive guests [gests] — принимать гостей

My day off

Most people in our country work five days a week but students and pupils work six days. They have only one day off. It is Sunday.

I like this day very much. You needn't hurry anywhere and you may go wherever you like after your week's work. On this day I wake up later than usual. But sometimes I don't get up till nine or ten o'clock. I read morning newspapers or listen to music.

As soon as I get up I air the room, make my bed and do morning exercises. Then I have breakfast, clear away the dishes and wash up. Two more hours for getting ready with my homework, and I am free.

I meet my friends and we discuss our plans together. We may go to the cinema or theatre, to museums and parks. Last Sunday we went to the Botanical Garden. There were many beds of spring

flowers there: red, yellow and blue. People in light clothes were walking along the paths. The air was fresh and clean. It was very pleasant to spend time there.

When the weather is bad my friends come to my place. We listen to music or go to the cinema. We like films about the life of the youth abroad. On the way home we usually discuss the films we've seen.

In the evening all the members of our family get together. We have our supper, make plans for tomorrow, watch TV or read books. Reading is my hobby. Sometimes we receive guests at our place or go for a walk. I enjoy my days off very much.

Questions:

1. Which day of the week do you like best and why?
2. What time do you get up on Sunday?
3. How do you usually spend your days off?
4. Do you often go to the country on your days off?
5. What are the best places around your city?
6. Do you go in for sports on Sunday?
7. Do you often go to see your friends?
8. With whom do you like to spend your days off?
9. Do you sometimes go to the theatre on Sundays?
10. How do you usually spend the evenings on your days off?
11. Do you sometimes receive guests on Sunday?

Задание 4 Вставьте артикли, где необходимо/ Write the articles a/an/the where it's necessary:

1) Yesterday I saw ... new film, but... film wasn't very interesting. 2) Moscow is situated on ... Moskva river and London is situated on ... Thames. 3) Yuri Gagarin was ... first man to fly over ... Earth in spaceship. 4) My sister will go to school ... next year. 5) In ... summer we went to ... Black Sea. 6) ... New York is one of the biggest business centers in the world. 7) ... Lomonosov was ... great Russian scientist. He was born in ... small village on ... shore of ... White Sea. 8) ... Peter's brother is... worker and we are ... students. 9) What ...strange man he is! 10) In ... summer we live in ... country. 11) ... Russia is one of ... largest countries of the world. 12) Is your dress made of ... wool or ... cotton? – It's made of silk.

Задание 5 Вставьте артикли, где необходимо/ Write the articles a/the where it's necessary.

1) There is ... new pupils in our group. 2) There is no book on ... table. 3) There were many ... houses in our street. 4) There are 4 seasons in ... year. 5) There will be ... conference next week. 6) There are many large ... cities in our country. 7) There was ...girl in the room. 8) There are 7 ... days in ... week. 9) There is something on ... shelf. 10) There are many ... places of interest in London. 11) ... Volga is ... longest river in ... Europe. 12) What is... nearest way to ... Drama Theatre? 13) ... butter and ... cheese are made of ... milk. 14) Usually I get up at ... 7 o'clock in ... morning. 15) ... Rostov is situated on ... Don. 16) Will you have ... cup of ... tea?

Задание 6 Что вы обычно делаете в течение дня? Напишите 10-15 предложений. What do you usually do during your day? Write 10-15 sentences.

ПРАКТИЧЕСКОЕ ЗАНЯТИЕ 6. ХОББИ, ДОСУГ.

Употребление like + Ving. Увлечения. Чтение. Мой любимый фильм. Диалог «Мои увлечения и интересы». Мои увлечения. Употребление like + Ving. Введение и отработка лексических единиц по теме.

Продолжительность: 180 мин.

Цель: Формирование коммуникативной компетенции обучающихся.

Задания к практическому занятию:

Задание № 1 В парах обсудите следующие вопросы и составьте диалог/ In pairs discuss the following questions.

- 1) Do you have much free time?
- 2) What is your favorite hobby?
- 3) Why do you like your hobby?
- 4) What do you do for fun?
- 5) What do you do in your spare/free time?
- 6) What do you do when you're bored?

Задание 2. Переведите тематические тексты, выписывая необходимую лексику для составления сочинения на тему "Мое хобби"/ Translate thematic texts, writing out the necessary vocabulary for composing your own essay on the topic "My hobby"

Essay on My hobby

According to the Cambridge Dictionary, a hobby is an activity that someone does for pleasure when they are not working. Moreover, a hobby is the person's interest and preference that reflects his inner world. Through hobbies people realize the need for development and creativity.

There are many interesting things that can be people's hobbies. Some people discover their talent in playing musical instruments, singing or painting. People fascinated by sports find it in football, tennis or ice-skating etc. There are also some options for calm people e.g. collecting things or making models.

As for me I have always been a very energetic person and have always had plenty of hobbies. I was interested in sports, especially volleyball and tennis. I collected stickers, toys and coins, had painting and language lessons, took part in a choir. Nevertheless, my deepest passion was always dancing. When I first came to the training I was so charmed by my coach and got so inspired that I started spending two hours three times a week there. I think it was the perfect hobby for my body and my soul. I have learned how to express myself through the body movements.

At the current moment, I suppose that my hobby is English. It's not only the process of learning the language for me. I like listening to English songs, watching videos and movies in original, visiting speaking clubs and communicating with native speakers. I admire the culture of English speaking countries and I'm interested in everything that is connected with it. I have lessons three times a week and I love my group and the teacher. She makes the process of studying so exciting.

Thus, I believe that the keyword in a hobby definition is "pleasure". My hobby brings me a lot of pleasure and satisfaction. I feel my progress and it's the best motivation to go ahead.

My hobby is reading

My hobby is reading. It has been a great pleasure for me since my childhood. The world of literature is fascinating and infinite. It certainly doesn't mean that I love all the books. To tell the truth, finding a good book is not so easy. I prefer historical novels, classical and informative literature and some professional books concerning business and management as I am going to run a business of my own in future. I never choose a book only by its colorful cover. As a rule, I look through its pages, read about the writer and his awards. My favorite writers are Victor Hugo, Alexandre Dumas and Dan Brown.

It goes without saying that some of the books have become my favourites. When I open one of them I immerse in the world of my favorite heroes at once. A book is able to make me laugh or cry because I start feeling exactly what the characters feel. I experience somebody's pain or joy and I understand that the art of the word in some books is extremely powerful. The book gives me a chance to look at our life through the author's eyes, to analyze and agree or disagree with his point of view. Sometimes a book can completely change my way of thinking or help me to solve some serious personal or psychological problem.

Unfortunately today most of people and teenagers are not fond of reading. They would rather prefer going to night clubs or just watching TV. They find reading a bit boring or a waste of time. To my mind everything depends on the book. I am sure that without reading one cannot become an intelligent

and educated person. People would consider him to be ignorant, illiterate or even ill-mannered, his vocabulary would be quite poor.

I should say that I enjoy reading not only books. I read magazines and I also surf the net and subscribe to interesting sites. These media can undoubtedly provide me with boundless and useful knowledge too. And by the way I often read e-books instead of the paper ones.

The book is my best and precious friend and it's always with me. I devote most of my free time to reading. I read in transport or when I have to wait in a queue. I always take a good book with me when I travel or go on holidays. And I usually read before going to bed because it helps me to unwind at the end of a long and stressful day. I never feel lonely when I have a great book in my hands.

Задание 3. Используя активную лексику практического занятия, написать сочинение на тему "Мое хобби"/ Using the active vocabulary of the practical lesson, write your own essay on the topic "My hobby".

- Reading books – чтение книг
- Blogging – ведение блога
- Dancing – танцы
- Singing – пение
- Listening to music – слушать музыку
- Playing musical instruments (piano, guitar etc.) – играть на музыкальном инструменте
- Learning new languages – изучать новые языки
- Shopping – ходить по магазинам
- Travelling – путешествовать
- Hiking – ходить в походы
- Cycling – езда на велосипеде
- Exercising – ходить на тренировки (делать зарядку)
- Drawing – рисование карандашом
- Painting – рисование
- Collecting things – собирать вещи (коллекционировать что-то)
- Playing computer games – играть в компьютерные игры
- Cooking – готовить
- Baking – выпекать вкусности
- Gardening – садоводство
- Embroidering – вышивание
- Sewing – шитье
- Knitting – вязание
- Playing board games – играть в настольные игры
- Walking – прогулки
- Writing stories – писать, сочинять рассказы
- Fishing – рыбалка
- Photography – фотография
- Skydiving – затажные прыжки с парашютом
- Sky-jumping – прыжки с парашютом
- Skating – катание на коньках
- Skiing – катание на лыжах
- Roller-skating – катание на роликах
- Creating things (handmade) – создавать что-то своими руками
- I like + to do something
- I like + Ving
- I enjoy doing something -любить что либо делать

- I am keen on something
- I am fond of something

ПРАКТИЧЕСКОЕ ЗАНЯТИЕ 7.

ОПИСАНИЕ МЕСТОПОЛОЖЕНИЯ ОБЪЕКТА (АДРЕС, КАК НАЙТИ).

Виды транспорта. Достопримечательности. Изучение лексики темы. Чтение и перевод текстов.

Описание местоположения в городе. Предлоги места, направления. Настоящее время.

Выполнение лексико-грамматических упражнений.

Продолжительность: 180 мин.

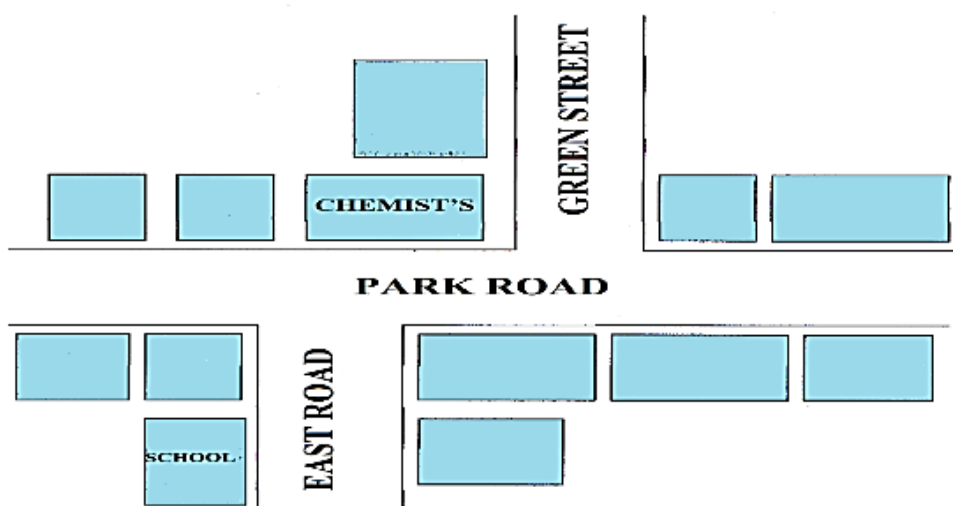
Цель: Формирование коммуникативной компетенции обучающихся. Введение и активизация нового лексического материала социально направленности с использованием информационных технологий, развитие навыков чтения и говорения.

Задания к практическому занятию:

Задание №1: Выучить фразы и ответить их преподавателю на оценку.

- Most of the time, you should start by saying "Excuse me".
- "Excuse me. Do you know where the ... is?"
- "Excuse me. Is there a ... near here?"
- "Excuse me. How can I get to the ...?"
- TURN LEFT – поверните налево
- TURN RIGHT – поверните направо
- CROSS THE ROAD – перейдите дорогу
- take the first on the left - поверните на первом повороте налево
- take the second on the right - поверните на втором повороте направо
- GO STRAIGHT ON – идите прямо
- GO UP/ GO DOWN THIS RTREET – идите вверх/вниз по улице

Задание 2. Отметьте на схеме объекты, указанные в диалоге (25 минут):



Pupil: Where the bank is?

Teacher: The BANK is next to the chemist's on Park Road

Pupil: Where the cinema is?

Teacher: The CINEMA is opposite the bank on the corner of East Road.

Pupil: Where the café is?

Teacher: The CAFÉ is next to the bank

Pupil: Where the hotel is?

Teacher: The HOTEL is on the corner of East Road opposite the cinema

Pupil: Where the book shop is?

Teacher: The BOOK SHOP is next to the cinema and opposite the café.

Pupil: Where the baker's is?

Teacher: The BAKER'S is on the corner of Green Street opposite the Chemist's..

Pupil: Where the sports shop is?

Teacher: The SPORTS SHOP is behind the baker's on Park Street.

Pupil: Where the toy shop is?

Teacher: The TOY SHOP is opposite the sports shop.

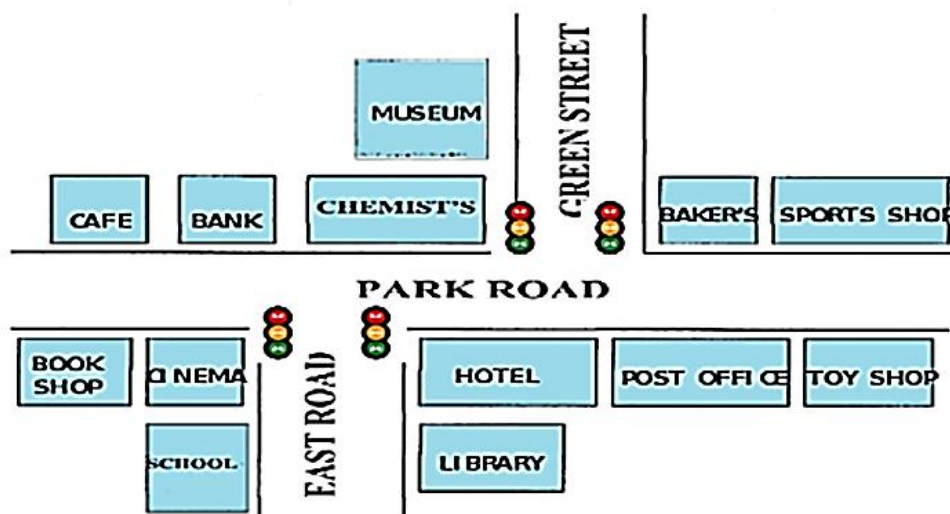
Pupil: Where the library is?

Teacher: The LIBRARY is on East Street opposite the school.

Pupil: Where the post office is?

Teacher: The POST OFFICE is between the hotel and the toy shop on Park Road.

Задание 1. Заполните пропуски в диалоге по схеме (25 минут):



Teacher: Where can you buy aspirin?

Pupil: ...

Teacher: Where can you go and watch new films?

Pupil: ...

Teacher: Where can you rest and have a cup of coffee?

Pupil: ...

Teacher: Where can you stay if you are new to the area?

Pupil: ...

Teacher: Where can you buy books?

Pupil: ...

Teacher: Where can you buy bread?

Pupil: ...

Teacher: Where can you buy sport clothing?

Pupil: ...

Teacher: Where can you buy toys?

Pupil: ...

Teacher: Where can you take books which you are need and you don't have at home?

Pupil: ...

Teacher: Where can you send or get letters?

Pupil: ...

Задание 4 Выполнить письменный перевод текста

Why do the British drive on the left?

The “ rule of the road” in mainland Europe and the majority of countries in the world, including the United States , is “ to drive on the right”.

In the United Kingdom and some of her former dominions: Australia, New Zealand, Kenya, Zambia, South Africa, Zimbabwe, some Caribbean Islands including Barbados and St Lucia, India and Pakistan and the Mediterranean island of Malta, the rule of the road remains to drive on the left. This also applies in Japan and Thailand.

The origin of this rule dates back to how people travelled in feudal societies. As most people are right-handed , it made sense to carry any protective weapon in this hand. When passing a stranger on the road , it would be safer to walk on the left, so ensuring that your weapon was between yourself and a possible opponent. Knights would hold their lances in their right hand , therefore passing on each others' left.

Revolutionary France changed this historic practice , as part of its social rethink. Their military general and Emperor Napoleon Bonaparte was left- handed , therefore his armies had to march on the right , so he could keep his sword arm between him and the advancing enemy. From that time any part of the world that was colonized by the French would travel on the right, and the rest would remain travelling on the left.

Задание 5 Тест «Предлоги направления»/ "Prepositions of direction"

№ п/п	Содержание вопроса	Выбрать правильный ответ
1.	Употребите соответствующий предлог движения, места, направления: A young man jumped ___ his window last night.	out of along under
2.	Употребите соответствующий предлог движения, места, направления: Let’s have a walk ___ the coast.	along onto over
3.	Употребите соответствующий предлог движения, места, направления: Go ___ the path until you see a high rock.	out of up from
4.	Употребите соответствующий предлог движения, места, направления: We are flying ___ Europe at the moment.	on over into
5.	Употребите соответствующий предлог движения, места, направления: The bus stopped ___ the traffic lights.	up in front of in front
6.	Употребите соответствующий предлог движения, места, направления: The bank is _ the post-office and the beauty salon.	at between behind
7.	Употребите соответствующий предлог движения, места, направления: I love flying on airplanes and seeing only clouds ____ me.	from on below
8.	Верно, или неверно употреблен предлог движения в этом предложении? I saw Richard when I came away from the office. (Я увидел Ричарда, когда вошел в офис.)	Верно Неверно
9.	Употребите соответствующий предлог движения, места, направления: The company is sitting ___ the table.	on into round
10.	Подберите к словосочетаниям из первой колонки их русские эквиваленты из второй	А. внутрь магазина

	1. out of the store 2. across the road 3. toward the tree 4. through the park 5. away from the store 6. past the park 7. down the road 8. into the store 9. around the tree 10. up the road 11. along the road 12. onto the tree	В. на дерево С. мимо парка D. вверх по дороге Е. вниз по дороге F. вдоль дороги G. через дорогу H. сквозь парк I. из магазина J. прочь от магазина К. по направлению к дереву L. вокруг дерева
11.	Употребите соответствующий предлог движения, места, направления: Let's drive ____ the field. It's the shortest way.	through from on
12.	Верно, или неверно употреблен предлог движения в этом предложении? The spider is crawling along the floor.	Верно Неверно
13.	Употребите соответствующий предлог движения, места, направления: This train stops ____ every station.	in at on
14.	Употребите соответствующий предлог движения, места, направления: We are lucky to have a garage right ____ the house.	inside near among
15.	Употребите соответствующий предлог движения, места, направления: This is my album of photos ____ Africa.	out of in from
16.	Употребите соответствующий предлог движения, места, направления: Look! The shopping center is _____.	on the left at the left near
17.	Употребите соответствующий предлог движения, места, направления: We had a change of plane ____ Budapest on our way to Roma.	to at in
18.	Верно, или неверно употреблен предлог движения в этом предложении? The plane is going through the clouds.	Верно Неверно
19.	Употребите соответствующий предлог движения, места, направления: The reception desk is ____ the centre of the hall.	on in at
20.	Употребите соответствующий предлог движения, места, направления: The ships are carrying their cargos ____ the river.	into behind down

ПРАКТИЧЕСКОЕ ЗАНЯТИЕ 8.

МАГАЗИНЫ, ТОВАРЫ, СОВЕРШЕНИЕ ПОКУПОК.

Виды магазинов. Мой любимый отдел. Предлоги времени, места, направления и др.
 Просмотровое чтение текстов. Прогулка по магазинам. Употребление неопределенных местоимений в английском предложении. Выполнение лексико-грамматических упражнений.

Продолжительность: 180 мин.

Цель: Введение и активизация нового лексического материала социально направленности с использованием информационных технологий, развитие навыков чтения и говорения.

Задания к практическому занятию:

Задание № 1 Тест «Покупки в магазине»/"Shopping "

№ п/п	Содержание вопроса	Выбрать правильный ответ
1.	<p>Подберите к словосочетаниям из первой колонки их русские эквиваленты из второй</p> <p><u>Люди в магазине:</u></p> <p>Crowd Customer Cashier/clerk Manager Attendant/assistant</p>	<p>покупатель, клиент обслуживающее лицо/продавец кассир/клерк толпа менеджер</p>
2.	<p>Подберите к словосочетаниям из первой колонки их русские эквиваленты из второй</p> <p><u>Объекты и основные понятия:</u></p> <p>Shelf/shelves Fitting rooms / changing rooms Card machine Trolley Show-case, shop-window, display window Scale(s) Escalator Basket Chip and pin machine Cash Receipt Aisle Barcode Loyalty card Coins Wallet Till/counter Bag Purse Cheques</p>	<p>карта постоянного покупателя примерочные терминал, аппарат для оплаты кредитной картой чеки тележка полка / полки витрина корзина пакет весы эскалатор корзина POS-терминал, устройство для приема к оплате платежных карт квитанция, кассовый чек проход между рядами штрихкод монеты квитанция, кассовый чек мужской кошелек денежный ящик, касса женский кошелек наличные деньги</p>
3.	<p>Подберите к словосочетаниям из первой колонки их русские эквиваленты из второй</p> <p><u>Виды магазинов:</u></p> <p>Stationery shop Ladies clothing shop / women's apparel shop / boutique Chemist (UK) / pharmacy / drugstore Convenience store (corner shop) Hardware store Shoe shop / cobbler's Petrol station (UK) / gas station (US) Men's clothing shop / menswear store / tailor Shopping mall / mall</p>	<p>Пекарня (Великобритания) / аптека / Аптека Круглосуточный магазин (угловой магазин) Обувной магазин / сапожник Магазин игрушек Автозаправочная станция (Великобритания) / автозаправочная станция (США) Магазин мужской одежды / магазин мужской одежды / портной Торговый центр / торговый центр Магазин женской одежды / Магазин</p>

	<p>Greengrocers / grocery store / grocer's (UK) Butcher's Pet shop (store) Bookshop Baker's / bakery Toy shop / toy store</p>	<p>женской одежды / бутик Мясницкая Зоомагазин Магазин канцелярских товаров</p> <p>Книжный магазин Овощной / продуктовый магазин / гастроном (Великобритания) Хозяйственный магазин</p>
4.	<p>Укажите соответствующий ответ покупателя на вопрос продавца: Can I help you find something?</p>	<p>No, I'm just looking, thanks. That's not exactly what I'm looking for. Wow, that's crap!</p>
5.	<p>Укажите соответствующий ответ покупателя на вопрос продавца: Can I help you?</p>	<p>I don't need any help. I'm just browsing, thanks. That's not exactly what I'm looking for. That's quite reasonable.</p>
6.	<p>Верно, ли построен диалог, соответствует ли ответ вопросу?</p> <p>-I'd like to buy an envelope for my letter then. Do you know where I could get that? -The convenience store on the corner might sell that.</p>	<p>Верно Неверно</p>
7.	<p>What can I do ... you? for on to</p>	<p>for on to</p>
8.	<p>Укажите соответствующий термин для данного определения: Men usually keep money in it. -</p>	<p>credit card wallet purse discount cashpoint/ATM</p>
9.	<p>Укажите соответствующий термин для данного определения: Women usually keep cash in it. -</p>	<p>discount coin wallet purse credit card</p>
10.	<p>Упражнение на понимание вопроса. Подберите соответствующее значение. How much is this? Could you help me, please? Where can I weigh my groceries? Have you got anything cheaper? Excuse me, do you work here? Could you tell me where the is, please? Do you have this item in stock? Is that any good? / How does it fit? How much does this cost? Do you sell ...? What color would you like? Is this in the sale? Do/can you deliver? Do you have a refund policy?</p>	<p>У вас есть политика возврата денег? Разве это хорошо? / Как это подходит? Сколько стоит, что ... в окне? У тебя есть что-нибудь подешевле? Простите, вы здесь работаете? Не могли бы вы сказать мне, где это, пожалуйста? У вас есть этот товар на складе? Сколько это стоит? Какой цвет вы бы хотели? Вы бы хотели, чтобы это было в другом цвете? Можете ли вы доставить товар? Сколько это стоит? Не хотите ли примерить? Не могли бы вы помочь мне, пожалуйста?</p>

<p>How much are these? Would you have this in another colour? Would you like to try it on? How much is that ... in the window? Do you have a smaller/bigger/larger size? Do you know where else I could try to find this?</p>	<p>У вас есть меньший/больший / большой размер? Где я могу взвесить свои продукты? Вы не знаете, где еще я мог бы попытаться найти это? Вы продаете ...? Это есть в продаже?</p>
--	--

Задание 2 Прочитайте текст со словарем/ Read the text with a dictionary.

Notes on the text:

ready-made – готовый
 underwear – нижнее белье
 fabric – ткань
 knitwear – трикотаж
 china – фарфор
 pasta – макаронные изделия
 electrical appliances – электро-приборы
 flour – мука
 poultry – мясо птицы
 linen – постельное белье
 beetroot – свекла
 customer – покупатель
 ready-weighed and packed- расфасованный

What do shops offer?

When we want to buy something, we go to a shop. Although every town or city has many kinds of shops, many of these are typical: a supermarket, a department store, men's and women's clothing stores, a grocer's, a baker's, a greengrocer's, a dairy and a butcher's.

Alexander's family like to do their shopping at big department stores and supermarkets. These sell various goods under one roof and this is very convenient.

A department store, for example, true to its name, consists of many departments: ready-made clothes, fabrics, shoes, sports goods, toys, china and glass, electrical appliances and electronics, cosmetics, linen, curtains, books, gifts, jewelers etc. You can buy anything you like there. There are also escalators in big stores which take customers to different floors. The goods for sale are on the counters so that they can be easily seen.

In the women's clothing department you can find dresses, suits, blouses, skirts, coats, beautiful underwear and many other things.

In the men's clothing department you can choose suits, trousers, overcoats, ties etc.

In the knitwear department one can buy sweaters, cardigans, short-sleeved and long-sleeved pullovers, woolen jackets.

In the cosmetic department they sell perfume, face creams and powders, lipsticks, lotions, shower gels, soap, shampoos.

In the supermarket we can also buy many different things in the same location: meat and sausages, fish, sugar, pasta, flour, cereals, tea, coffee, bread and whatnot. At the butcher's there is a wide choice of meat and poultry.

At the baker's you can buy white or brown bread, rolls and biscuits.

Another shop we frequently go to is the greengrocer's, which is stocked with cabbage, potatoes, onions, cucumbers, carrots, beetroots, green peas and various fruits. Everything is sold here ready-weighed and packed. If you call round at a dairy, you can buy milk, cream, cheese, butter and many other milk products.

Задание 3 Составьте диалог/Make up a dialogue.

- 1) Do you like doing shopping?
- 2) Do you shop (exclusively) online / offline? Why?
- 3) How often do you do your shopping?
- 4) What are your favorite stores?

- 5) Where do you do buy food?
- 6) What food do you usually buy there?
- 7) Do you like buying clothes? How often?
- 8) How much money do you spend?
- 9) Do you go shopping alone?

Задание 4 Являются ли эти утверждения истинными или ложными? Исправьте ложные/Are these statements true or false? Correct the false ones.

1. You can buy vegetables in the greengrocer's.
2. To buy various goods under one roof is very convenient.
3. To buy meat and poultry you have to go to the butcher's.
4. The dairy sells milk, cheese and sausages.
5. Cereals are sold in the baker's.
6. Everything in the greengrocer's is ready-made.
7. You can find various fruits in the Frut & Veg shop.
8. The department store is a store with escalators.
9. The knitwear department offers everything for knitting.
10. To buy china one needs to go to China.

Задание 5 Скажите, что вы можете купить в магазинах / отделах. Запишите свои предложения / say what you can buy in these stores /departments. Write down your sentences.

ПРАКТИЧЕСКОЕ ЗАНЯТИЕ 9.

ФИЗКУЛЬТУРА И СПОРТ, ЗДОРОВЫЙ ОБРАЗ ЖИЗНИ.

Специальные вопросы. Спортивные секции, клубы. Участие в дискуссии/беседе на тему: «Здоровый образ жизни». Вредные привычки. Введение и закрепление лексических единиц по теме. Повторение порядка слов в специальном вопросе. Степени сравнения прилагательных. Развитие навыков чтения. Повторение степеней сравнения прилагательных. Употребление глаголов go/do/play Выполнение лексико-грамматических упражнений.

Продолжительность: 180 мин.

Цель: Составить сообщение по теме: «Спорт в нашей жизни». Активизировать употребление лексики в речи по теме: «Спорт в нашей жизни». Обучить правильному составлению и применению в речи специальных вопросов.

Задания к практическому занятию:

Задание1 Сопоставьте следующие слова с их значением/Match the following words with their meaning.

- | | |
|-------------|--|
| 1. team | a. a leader of a team |
| 2. match | b. someone who competes with opposes another in a game |
| 3. coach | c. a competition in which people or teams compete |
| 4. score | d. to win or get a point, score |
| 5. loser | e. someone whose job is to train sports team |
| 6. goal | f. a group of players forming one side in a game |
| 7. captain | g. a point scored in sports |
| 8. opponent | h. a person that wins |
| 9. winner | i. a person that has lost a game or a contest |

Задание 2: Заполните пробелы в следующих предложениях. Используйте слова из упражнения 1/ Fill in the blanks in the following sentences. Use the words from the table of Exercise 1.

- 1) Each team tries to ... a goal.
- 2) If a team wins, they are called
- 3) The players of the other team are called
- 4) We call the instructor of a team
- 5) If a team loses the match, they are

- 6) There's usually a leader of a team or
- 7) Our football team scored a first
- 8) I will try to play the next ... better.
- 9) Which ... do you support?

Задание 3. Какие из этих видов спорта являются крытыми, открытыми, зимними, летними, водными?/Which of these sports are indoor, outdoor, winter, summer, water sports?

Figure skating, draughts, windsurfing, table tennis, skiing, yachting, cycling, rugby, boxing, rock climbing, cricket, water polo, hockey, synchronous swimming, basketball, chess, water skiing, curling, roller skating, rowing, gymnastics, motor races, volleyball, diving, baseball, karate, skydiving, billiards, field hockey, rafting, judo, wrestling.

Задание 4 Задайте вопросы к подчеркнутым словам. Начните со слов в скобках. Make questions to the underlined words. Start with the words in brackets.

- 1) Keeping fit will keep you in good shape (what).
- 2) Children of the future are going to be taller, more intelligent (who).
- 3) Thirty years ago, Finland was one of the world's (unhealthy) nations (when). Now it's one of the fittest countries on Earth.
- 4) Maintaining a proper diet is the most important thing a teenager can do in order to stay fit (what).
- 5) Take family walks and engage in more outdoor activities during the weekend (when). It makes for stronger families and fitter teenagers.
- 6). Kids who take part in organized activities at school tend to be healthier than their classmates (which).

Задание 5 Прочитайте текст / Read the text. Before reading the text study the following vocabulary.

Notes on the text

all over the world – во всем мире
 to be fond of – любить
 healthy – здоровый
 to be fit – быть в форме
 personal initiative – личная инициатива
 facilities – помещения, оборудование
 skating-rink – каток
 attention – внимание
 compulsory – обязательный
 sailing – парусный спорт
 rowing – гребля
 wrestling – борьба
 fencing – фехтование
 weightlifting – штанга
 out-of-doors – на воздухе
 indoors – в помещении
 sport societies – спортивные общества

Sports

Sport is very popular among people in all the countries of the world. Sport makes people healthy, keeps them fit, more organized and better disciplined. It unites people of different classes and nationalities.

Many people do sports on their personal initiative. They go in for skiing, skating, table tennis, swimming, volleyball, football, basketball, body-building etc.

All necessary facilities are provided for them: stadiums, sport swimming-pools, skating-rinks, football fields. But, of course, one has to pay for these services.

Sport is paid much attention to in our schools and colleges. Physical training is a compulsory subject. Different sports and games are popular with my classmates.

All my friends go in for different kinds of sport, such as water sports (that is swimming, sailing, rowing), gymnastics, horse-racing, wrestling, fencing, weightlifting, boxing, football, basketball, volleyball etc.

Physical training lessons at our college are held out - of- doors in summer. When it is cold outside the lessons are held indoors in our college gymnasium.

Professional sport is also paid much attention to in our country. In the city where I live, there are different sport societies, clubs and sport schools. Practically all kinds of sports are popular in our country, but gymnastics and tennis enjoy the greatest popularity.

Baseball, basketball and American football. In England popular kinds of sports are golf and rugby. Englishmen like football too. It is their national kind of sports.

Задание 6: Answer the following questions to the text.

1. Why do people all over the world are fond of sports and games?
2. What are summer sports and what are winter sports?
3. What kind of sports are popular with your friends?
4. Do you have to pay for sports facilities, such as stadiums, swimming pools and tennis courts?
5. What can you say about physical training lessons at your college?
6. What kinds of sport are most popular in our country?
7. What are the sports organizations in our country?
8. What are the most popular kinds of sport in America and England?
9. What other American or English kinds sports do you know?
10. Are American football and baseball popular in Russia? Why and why not?

Задание 7 Read the text and answer the questions.

- 1) Are the British fond of watching sport games?
- 2) What kind of sport is especially associated with Britain?
- 3) What is cricket for an Englishman?
- 4) What is the most popular game in the world?
- 5) Where do the Cup finals take place?
- 6) Is rugby played by professionals?
- 7) What kinds of racing are popular in Britain?

Notes on the text:

Wembley – стадион Уэмбли в Лондоне

the Derby – Дерби

Wimbledon – Уимблдон

cricket – крикет

unfair – нечестный, несправедливый

to attract – привлекать

crowd – толпа

support – поддерживать, болеть

amateur – любительский

spectator sport – зрелищный

вид спорта

racing – бега (конские, собачьи и пр.)

boat-race – гребные гонки

tournament – турнир

innumerable – бесчисленный

degree – степень, уровень

skill – умение

able – умелый

toboggan – кататься на санях, санках

Sports in Great Britain

The British are known to be great sports-lovers, so when they are neither playing, nor watching games, they like to talk about them. Many of the games we play now have come from Britain.

One of the most British games is cricket. It is often played in schools, colleges, universities and by club teams all over the country. Summer isn't summer without cricket. To many Englishmen cricket is both a game and a standard of behavior. When they consider anything unfair, they sometimes say «That isn't crickets».

But as almost everywhere else in the world; the game which attracts the greatest attention is football, or soccer. Every Saturday from late August till the beginning of May, large crowds of people support their favorite teams in football grounds. True fans will travel from one end of the country to the other to see their team play. International football matches take place at Wembley.

Rugby is also very popular, but it is played mainly by amateurs. Next to football, the chief spectator sport in British life is horseracing. A lot of people are interested in the races and risk money on the horse which they think will win. The Derby is perhaps the most famous single sporting event in the whole world.

Britain is also famous for motor-car racing, dog-racing, boatracing, and even races for donkeys. The famous boat-race between the teams of Oxford and Cambridge attracts large crowds of people.

A great number of people play and watch tennis. Tennis tournaments at Wimbledon are known all over the world. The innumerable tennis courts of Britain are occupied by people between the ages of 16 and 60 who show every degree of skill – from practically helpless to the extremely able.

The British also like to play golf, baseball, hockey, grasshockey. Various forms of athletics, such as running, swimming, boxing are also popular. You can sometimes hear that there are no winter sports in England. Of course the English weather is not always cold enough to ski, skate, or toboggan, but winter is a good season for hunting and fishing.

Задание 8 Give the equivalents.

1) Британцы известные любители спорта. 2) Множество игр пришли к нам из Британии. 3) Крикет это и игра, и черта характера. 4) Футбол это игра, которая привлекает наибольшее внимание. 5) Дерби самое известное мероприятие в мире. 6) Гонки на лошадях еще один зрелищный вид спорта.

ПРАКТИЧЕСКОЕ ЗАНЯТИЕ 10. ЭКСКУРСИИ И ПУТЕШЕСТВИЯ.

Мой город. Мой район. Мое любимое место. Путеводитель по родному краю: визитная карточка, история, география, экологическая обстановка». Способы выражения будущего времени. Развитие навыков чтения. Закрепление лексических единиц.

Выполнение лексико-грамматических упражнений.

Продолжительность: 180 мин.

Цель: Составить сообщение по теме: «Путешествия. Виды и способы». Активизировать в речи лексику по теме: «Путешествия. Виды и способы».

Задания к практическому занятию:

Задание1: а) Обратите внимание на разницу между словами/Mind the difference between the words.

Trip: A journey that you make to a place and back again.

Travel: Going from one place to another often to a place far away.

Journey: Travel from one place to another (formal use).

Tour: Organized trip, e.g. spirituality tour (churches, temples)

б) Заполните соответствующие слова. Переводите предложения./ Fill in the appropriate words. Translate the sentences.

1) John went on a day ... to Ireland last Friday. He left at 5 a.m. and got back the same day. 2) The ... to Spain will not take more than three weeks. 3) A ... to the country will take no more than an hour and a half. 4) We made a ... of Italy last summer. We visited a number of wonderful towns and then returned to Rome. 5) I have to ... I a lot for work. 6) World ... gives you new emotions.

Задание 2: Составьте диалог/Make up a dialogue.

1) Do you like travelling? 2) What is your favorite means of travelling? Why? 3) Have you ever been abroad? 4) Describe the most interesting person/thing you met on one of your travels. 5) What season

do you prefer for travelling? 6) Why do people travel?

Задание 3: Способы выражения будущего времени/ Put the verbs in the Future Simple.

1) When we (to go) to the picture gallery. 2) I'm sure you (to have) a nice time there. 3) The seller (to send) the goods to the customer in a day. 4) We (to visit) the farm in July. 5) I (to be) careful with money. 6) They (to arrange) a visit to some places of interest. 7) Our country (to have) professional armed forces. 8) Their guests (to have) lunch after the walk. 9) We (to watch) this documentary with great interest. 10) A lady always (to be) mysterious for a gentleman.

Задание 4: Прочитайте текст и ответьте на вопросы, заданные после текста/ Read the text and answer the questions given after the text.

Notes on the text:

to be fond of – любить

means – способы

dust – пыль

dirt – грязь

trouble – беда, неприятность

combined – соединенный с чем-либо

splendid – великолепный

countryside – сельская местность

sleeper – спальный вагон

afford – позволять себе

deck – палуба

Travelling

Almost all people are fond of travelling. It is very interesting to see new places, another towns and countries. People may travel either for pleasure or on business.

There are various means of travelling. As for me there is nothing like travelling by air; it is more comfortable, more convenient and, of course, far quicker than any other means of travelling. There is no dust and dirt of a railway or car journey or troubles with changing from one train to another train.

With a train you have speed, comfort and pleasure combined. From the comfortable seat of a railway carriage you have a splendid view of the whole countryside. If you are hungry, you can have a meal in the dining-car; and if a journey is a long one you can have a comfortable bed in a sleeper.

Travelling by ship is not very popular now. That is because it has become very expensive and not many people can afford it. But it is very pleasant to feel the deck of the ship under your feet, to see the rise and fall of the waves, to feel the fresh sea wind blowing in the face.

Many people like to travel by car. It is interesting too, because you can see many places in a short time, you can stop when and where you like, you do not have to buy tickets or carry your heavy suitcases.

- 1) Why do you think almost all people are fond of travelling?
- 2) What are the methods of travelling?
- 3) Why is travelling by ship not so popular?
- 4) Why do many people prefer to travel by car?

Задание 5: Приведите эквиваленты для следующих словосочетаний и составьте собственные предложения/ Give the equivalents for the following word combinations and make sentences of your own.

Любить путешествовать, различные способы путешествий, сочетает удобство и скорость, путешествовать ради удовольствия, перекусить в вагоне-ресторане, палуба корабля, место в спальном вагоне, покупать билеты, носить чемоданы, чувствовать свежий воздух, рост и падение волн, увидеть много мест за короткий срок.

Задание 6: Поставьте глаголы в правильную форму. Используйте Настоящее простое, настоящее непрерывное и будущее простое/ Put the verbs in the correct form. Use the Present Simple, the Present Continuous and the Future Simple.

1) (you / do) anything interesting this evening? – I (stay) in. (you / go) out? 2) Hurry up! The film (start) at 6 o'clock. 3) He (to go) to the Public Library very often when he (to be) a student. 4) As soon as I (to return) from school, I (to ring) you up. 5) I (to stay) at home till she (to come). 6) He (to play)

chess tomorrow. 7) The train (arrive) at 2 o'clock. 8) What present your mother (to receive) for her next birthday? 9) I (go) shopping with me sister this Monday.

Задание 7 Read and translate the text "KUZBASS" and complete the post-text task/ Прочитайте и переведите текст "KUZBASS" и выполните после текстовое задание.

KUZBASS

Kuzbass, which is formally known as the Kuznetsk Coal Basin (the Kuznetsk), lies in the south of Western Siberia, namely in Kemerovo region. It covers the area of 100,000 square kilometers. It borders on the Altai territory in the south-west, on Novosibirsk region in the west, on Tomsk region in the north, on the Krasnoyarsk territory in the east.

Kuzbass is one of the oldest and largest industrial complexes in Siberia. Kuzbass occupies the territory of the Kuznetskaya Lowland. It is surrounded by mountain chains in the west, in the east and in the south. These mountain chains, like walls, defend our region from dry, southwest winds. They influence the weather of this territory.

The climate in Kuzbass is continental. We have four seasons of the year, but winter lasts 5 months here, it begins in November and ends in March. Summer is short and rather hot. July is the hottest month of the year. The temperature is sometimes 25°-35° above zero. It's a big contrast with low winter temperatures, which are sometimes 30-40' below zero. This contrast influences badly the people's health.

There is hardly a territory in Siberia where such an interesting mountain arrangement can be found. It is united with the West Siberian Lowland just only in the north.

Its total area is about 30.000 square kilometers. The biggest river on the territory is the Tom. It flows into the Ob. Its length is over 839 kilometers. The Tom and its tributaries supply fresh water practically to every city in Kuzbass. There are also some other big and little rivers in Kuzbass, for example, the Kondoma, the Mras-Su, the Kia, the Aba but most of them are polluted because Kuzbass is an industrial zone and the ecological situation is poor.

Metallurgical, coal - mining, machine - building industries are highly developed here. There are many forests in Kuzbass. 1/7 of wood in Russia is produced here in Kuzbass. There are a lot of kinds of trees. The forests are concentrated in the Gornaya Shoria, Kuznetsky Alatau and Salair. They cover all Kuznetskaya Lowland.

The foliage trees are concentrated in the lowlands. The coniferous forests are situated in the highlands. The pine-trees, fir-trees can be found there.

A lot of animals such as bears, wolves, foxes, elks live in them.

Now Kuzbass is one of the largest developed industrial regions. It is known as one of the Russian and (in some branches) world's largest producers and exporters of coal, steel, iron ore and other mineral resources. No wonder, there are a lot of plants, factories and mines. That's why Kuzbass is said to be a region of coal miners and metal workers.

There are some large cities and small towns in Kuzbass. The largest city with the population of 600,000 people is Novokuznetsk. Kemerovo is less than Novokuznetsk but it's a regional center. Mezhdurechensk is situated in the most beautiful place of Kuzbass. It's a small town but it is famous for its coalmines. Tashtagol is the capital of the Gornaya Shoria where the aborigines of Kuzbass live. Kiselevsk, Belovo, Leninsk-Kuznetsky have well - developed coal-mining industry.

The ecological situation in Kuzbass is very poor. Kuzbass is called «the zone of ecological disasters». It is an industrial region and its enterprises throw thousands of tons of different wastes. The air, water, soil here are polluted.

We all hope for the better future, we hope that Kuzbass with its great potential and resources will become one of the richest and best regions in Russia.

Задание 8: Сопоставьте начало и окончание предложений/Match the beginnings and the endings of the sentences:

1. Kuzbass lies	a. the territory of the Kuznetskaya Lowland.
2. Kuzbass is said to be	b. continental.
3. The Aborigines live	c. into the Ob.
4. Kuzbass occupies	d. highly-developed in Kuzbass.

5. Kuzbass is one of the	e. plants, factories and mines.
6. The largest city is	f. a region of coal miners and metalworkers.
7. The climate in Kuzbass is	g. Novokuznetsk.
8. There are a lot of	h. oldest and largest industrial complexes in Siberia.
9. Metallurgy, coal mining are	i. in Tashtagol.
10. The river Tom flows	j. in the south of Western Siberia.

Задание 9: Напишите сочинение о своем путешествии в любое место, на каком транспорте вы путешествовали, какие интересные вещи видели/ Write an essay about your travel to any place, by what means of transport you travelled, what interesting things you saw.

**ПРАКТИЧЕСКОЕ ЗАНЯТИЕ 11.
РОССИЯ, ЕЕ НАЦИОНАЛЬНЫЕ СИМВОЛЫ, ГОСУДАРСТВЕННОЕ И
ПОЛИТИЧЕСКОЕ УСТРОЙСТВО.**

Изучение и использование политической лексики, чтение текста с пониманием основного содержания. Выполнение лексико-грамматических упражнений.

Продолжительность: 180 мин.

Цель: Составить сообщение по теме: «Государственное и политическое устройство России».

Активизировать в речи лексику по теме: «Государственное и политическое устройство России».

Активизировать грамматические навыки.

Задания к практическому занятию:

Задание 1: Сопоставьте слова и словосочетания с их объяснениями/ Match the words and words combinations with their explanations

- | | |
|-----------------------------|---|
| 1. the State Duma | a. lower house |
| 2. United Russia | b. the head of state |
| 3. a bill | c. the Parliament of the Russian Federation |
| 4. the President parliament | d. a written proposal for a new law, which is brought before |
| 5. the Federal Assembly | e. the standard unit of money in Russia |
| 6. the rouble of the state | f. a set of pictures painted on a shield and used as the special sign |
| 7. the Federation Council | g. the chairman of the Government |
| 8. the Prime Minister | h. the main political party |
| 9. coat of arms occasions | i. the official song of a nation that is sung or played on public |
| 10. the national anthem | j. The Upper House |

Задание 2: В парах выполните диалог, используя следующие вопросы /In pairs perform a dialogue using the following questions.

- 1) Are you interested in politics? Why? / Why not?
- 2) How do you stay informed on current events in Russia?
- 3) Do you discuss politics with your friends / relatives?
- 4) Do you have the right to vote? Do you vote? Why? / Why not?

Задание 3: Прочитайте аббревиатуры и подберите к ним полное название политической организации/Read the abbreviations and match them.

UN, G8, CIS, ЕЕС, IMF, АРЕС, NATO, WTO, EU, UNESCO

1. the Commonwealth of Independent States
2. the International Monetary Fund
3. the European Economic Community
4. the United Nations
5. the North Atlantic Treaty Organization
6. the Asia-Pacific Economic Cooperation

7. the Group of Eight
8. the World Trade Organization
9. the European Union
10. the United Nations Educational, Scientific and Cultural Organization

Задание 4: Запомните следующие слова и словосочетания. Используйте их в качестве словаря для перевода последующих тематических текстов/ Remember the following words and word combinations.

1. to be set up создаваться
2. nation государство
3. to elect избирать
4. commander-in-chief главнокомандующий
5. treaty договор
6. to enforce проводить в жизнь
7. judges главные / верховные судьи
8. to override отвергать, отклонять
9. to dissolve распускать
10. bicameral двухпалатный
11. the Federal Assembly Федеральное Собрание
12. to be involved участвовать
13. legislative законодательный
14. executive исполнительный
15. judicial юридический
16. to check and balance сдерживать и уравновешивать
17. to vest наделять, провозглашать
18. the Federation Council Совет Федерации
19. house палата
20. vote голосование
21. chamber палата
22. chairman председатель
23. legislature законодательство, закон
24. to initiate брать начало, появляться
25. bill законопроект
26. to approve одобрять
27. the Supreme Court Верховный Суд

Задание 5: Прочитайте текст, используя словарь/ Read the text using a dictionary.

The Political System of Russia

The Russian Federation was set up by the Constitution of 1993. After its destruction in 1991, the Soviet Union was broken up into an independent Russia and 14 other new, sovereign nations. The Russian Federation is a presidential (or a constitutional) republic. The President is the head of state and is elected directly by the people. He controls all the three branches of power. The President is commander-in-chief of the armed forces, he makes treaties and enforces laws, appoints the prime minister, cabinet members and key judges.

The President can override and in some cases even dissolve the national parliament, the bicameral Federal Assembly. The President has his administration, but it is not part of the Federal Government. The President is involved in the work of the legislative and executive branches.

The government consists of three branches: legislative, executive and judicial. Each of them is checked and balanced by the President. The legislative power is vested in the Federal Assembly. It consists of the Federation Council (upper house) and the State Duma (lower house). The members of the State Duma are elected by popular vote for a four-year period. The Federation Council is not elected. It is formed of the heads of the regions.

Each Chamber is headed by the Chairman. Legislation is initiated in the State Duma, but to become a law a bill must be approved by the lower and upper houses and signed by the President. The

executive power belongs to the Government. The judicial branch is represented by the Constitutional Court, the Supreme Court and regional courts.

Задание 6: Эти утверждения верные или неверные? Исправьте неверные утверждения/Are these statements true or false? Correct the false ones.

1) The Russian Federation is a parliamentary monarchy. 2) The President is the head of state and is elected by the State Duma. 3) The President is involved in the work of the legislative and judicial branches of power. 4) The government consists of the Federal Assembly and the Federation Council. 5) The executive power is vested in the Federal Assembly. 6) The Federation Council is elected by popular vote. 7) The Federation Council is formed of the heads of the regions. 8) Each Chamber of the Federation Council is checked and balanced by the President. 9) The legislative power is represented by the Constitutional Court, the Supreme Court and regional courts. 10) The Russian Federation was set up by the Constitution of 1991.

Задание 7: Дайте английские эквиваленты следующим выражениям/Give the equivalents.

Конституция, развал Советского Союза, правительство, глава государства, администрация, избирать, представлять, областные суды, три ветви власти, закон, законопроект, власть принадлежит, конституционная республика, политическая система.

Задание 8: : Прочитайте текст и ответьте на вопросы, заданные после текста/ Read the text and answer the questions given after the text.

Russia

Russia, or the Russian Federation, is a transcontinental country located in Eastern Europe and Northern Asia. It extends from the Baltic Sea in the west to the Pacific Ocean in the east, and from the Arctic Ocean in the north to the Black Sea and the Caspian Sea in the south. Russia covers over 17,125,200 square kilometers (6,612,100 sq mi), spanning more than one-eighth of the Earth's inhabited land area, stretching eleven time zones, and bordering 16 sovereign nations. Moscow is the country's capital and largest city, other major cities include Saint Petersburg, Novosibirsk, Yekaterinburg, Kazan, Nizhny Novgorod, Chelyabinsk and Samara.

Russia is the largest country in the world, the ninth-most populous country, as well as the most populous country in Europe. The country is one of the world's most sparsely populated and urbanized. About half of the country's total area is forested, concentrating around four-fifths of its total population of over 146.7 million on its smaller and dense western portion, as opposed to its larger and sparse eastern portion. Russia is administratively divided into 85 federal subjects. The Moscow Metropolitan Area is the largest metropolitan area in Europe, and among the largest in the world, with more than 20 million residents.

The East Slavs emerged as a recognizable group in Europe between the 3rd and 8th centuries AD. The medieval state of Rus' arose in the 9th century. In 988 it adopted Orthodox Christianity from the Byzantine Empire, beginning the synthesis of Byzantine and Slavic cultures that defined Russian culture for the next millennium. Rus' ultimately disintegrated into a number of smaller states, until it was finally reunified by the Grand Duchy of Moscow in the 15th century. By the 18th century, the nation had greatly expanded through conquest, annexation, and exploration to become the Russian Empire, which became a major European power, and the third-largest empire in history. Following the Russian Revolution, the Russian SFSR became the largest and leading constituent of the Soviet Union, the world's first constitutionally socialist state. The Soviet Union played a decisive role in the Allied victory in World War II, and emerged as a superpower and rival to the United States during the Cold War.

The Soviet era saw some of the most significant technological achievements of the 20th century, including the world's first human-made satellite and the launching of the first humans in space. Following the dissolution of the Soviet Union in 1991, the Russian SFSR reconstituted itself as the Russian Federation and is recognized as the continuing legal personality and a successor of the Soviet

Union. Following the constitutional crisis of 1993, a new constitution was adopted, and Russia has since been governed as a federal semi-presidential republic.

Russia is described as a potential superpower, with the world's second-most powerful military, and the fourth-highest military expenditure. As a recognized nuclear-weapon state, the country possesses the world's largest stockpile of nuclear weapons.

Russia's extensive mineral and energy resources are the largest such reserves in the world, making it one of the leading producers of oil and natural gas globally. As a reflection of its long and rich cultural heritage, Russia hosts the world's ninth-greatest number of UNESCO World Heritage Sites, has a very high standard of living, a universal healthcare system and a tuition-free university education.

According to the Constitution of Russia, the country is an asymmetric federation and semi-presidential republic, wherein the President is the head of state[120] and the Prime Minister is the head of government. The Russian Federation is fundamentally structured as a multi-party representative democracy, with the federal government composed of three branches:

Legislative: The bicameral Federal Assembly of Russia, made up of the 450-member State Duma and the 170-member Federation Council, adopts federal law, declares war, approves treaties, has the power of the purse and the power of impeachment of the President.

Executive: The President is the Commander-in-Chief of the Armed Forces, can veto legislative bills before they become law, and appoints the Government of Russia (Cabinet) and other officers, who administer and enforce federal laws and policies.

Judiciary: The Constitutional Court, Supreme Court and lower federal courts, whose judges are appointed by the Federation Council on the recommendation of the President, interpret laws and can overturn laws they deem unconstitutional.

The president is elected by popular vote for a six-year term (eligible for a second term, but not for a third consecutive term). Ministries of the government are composed of the Premier and his deputies, ministers, and selected other individuals; all are appointed by the President on the recommendation of the Prime Minister (whereas the appointment of the latter requires the consent of the State Duma). Leading political parties in Russia include United Russia, the Communist Party, the Liberal Democratic Party, and A Just Russia.

Russia has an upper-middle income mixed economy with enormous natural resources, particularly oil and natural gas. It has the 11th largest economy in the world. Since the turn of the 21st century, higher domestic consumption and greater political stability have bolstered economic growth in Russia.

1. What is the official name of our country?
2. What is the capital of the Russian Federation?
3. What is the population of our country?
4. Why do we call the Russian Federation a multinational country?
5. What nations make up the Russian Federation?
6. Russia is the largest country in the world, isn't it?
7. The Head of our country is
8. The official name of the Russian Parliament is
9. The upper House of the Federal Assembly is
10. The lower House of the Federal Assembly is
11. So, what political system does the Russian Federation represent according to the Constitution?
12. Who is the President of Russia at the moment?
13. You know that each state has its symbols. What are the official symbols of our country?
14. The official symbols of Russia are ...

ПРАКТИЧЕСКОЕ ЗАНЯТИЕ 12. АНГЛОГОВОРЯЩИЕ СТРАНЫ.

Географическое положение, климат, флора и фауна, национальные символы, государственное и политическое устройство, наиболее развитые отрасли экономики, достопримечательности, традиции Развитие навыков устной речи. Отработка лексических единиц. Прошедшее времени английского глагола. Выполнение лексико-грамматических упражнений.

Продолжительность: 90 мин.

Цель: Составить устное сообщение по теме. Активизировать лексику по теме. Совершенствовать грамматические навыки.

Задания к практическому занятию:

Задание 1: Что из перечисленного ассоциируется с Великобританией?/Which things belong to the United Kingdom?

Oxford University, Metropolitan Museum of Art, Big Ben, Eiffel Tower, five-o'clock tea, Brooklyn Bridge, Beefeater, Mickey Mouse, double-decker, coca-cola, cricket, Versailles, pudding, Stars and Stripes, Winnie-the-Pooh, Yale University, kilt, Disneyland, hamburger, Yellow Submarine, spaghetti.

Задание 2: Сопоставьте слова и словосочетания/Match the left and right columns.

- | | |
|------------------|-------------|
| 1. Buckingham | a. Park |
| 2. Trafalgar | b. Gallery |
| 3. Hyde | c. Burns |
| 4. Royal Botanic | d. Airways |
| 5. Rolling | e. Palace |
| 6. Doctor | f. Victoria |
| 7. British | g. Garden |
| 8. National | h. Watson |
| 9. Queen | i. Stones |
| 10. Robert | i. Square |

Задание 3: Прочитайте шутку и укажите, какие глаголы находятся в страдательном залоге/Read the joke and find the verbs in the Passive Voice.

Teacher. Which is located farther away from our town, London or the Moon?

Johnny: London.

Teacher: London? What makes you think that?

Johnny: Because the Moon can be seen and London cannot.

Ex. 4: Поставьте глаголы в соответствующую форму, используя действительный или страдательный залог/ Put the verbs in the correct form using active and passive voice.

1. The UK (to be) constitutional monarchy. This (to mean) that the official head of state (to be) the monarch, but his or her powers (to limit) by the constitution. The British constitution (not to write) in any single document. Only some of the rules (to write) down in the form of ordinary laws (to pass) by Parliament at various times.

2. The British national flag (to call) «Union Jack». It (to symbolize) the Union of England, Scotland and Ireland and (to date) back from 1801. The flag (to make) up of the crosses of the patron saints of England, Ireland and Scotland. Wales (not to represent) because when the flag first (to appear), it already (to unite) with England.

Задание 5: Прочитайте текст, используя словарь/ Read the text using a dictionary.

Notes on the text:

to be situated – быть расположенным

British Isles – Британские острова

surface – поверхность

to vary – меняться

plain – равнина

vast – огромный

mild – мягкий
chemicals – продукты химической промышленности
textile – текстиль
to rule – править

Great Britain

The United Kingdom of Great Britain and Northern Ireland is situated on the British Isles. It consists of four parts: England, Wales, Scotland and Northern Ireland.

England, Wales and Scotland occupy the territory of Great Britain and Northern Ireland is situated in the northern part of Ireland. The territory of the United Kingdom is about 244 000 square kilometers. The population is over 56 million people. The capital of the United Kingdom is London.

The surface of the United Kingdom varies greatly. The northern and the western parts of the country are mountainous and are called the Highlands. All the rest is a vast plain which is called the Lowlands. The mountains are not very high. The rivers are not very long. The most important of them are the Severn and the Thames. There are many beautiful lakes in the mountainous part of the country. The mountains, the Atlantic Ocean and the warm waters of the Gulf Stream influence the climate of Great Britain. It is mild the whole year round. Winters are not cold and summers are not hot.

Great Britain is a highly developed industrial country. It is known as one of the world's largest producers and exporters of iron and steel products, machinery and electronics, chemicals and textile. One of the industries is shipbuilding.

Great Britain is a country with old cultural traditions and customs. The most famous educational centers are Oxford and Cambridge universities. They are considered to be the intellectual centers of Europe. The education is not free, it is very expensive.

The United Kingdom is a monarchy and the Queen is the head of the state. But in practice it is ruled by the government with the Prime Minister at the head. The British Parliament consists of two chambers: the House of Lords and the House of Commons. There are three main political parties in Great Britain: the Labor party, the Conservative party and the Liberal party.

Задание 6: Ответьте на вопросы/ Answer the questions.

1) What is the official name of Great Britain? 2) Where is it situated? 3) What parts does it consist of? 4) What is the territory and the population of Great Britain? 4) What city is the capital of Great Britain? 5) Are there any big rivers and lakes in Great Britain? 6) What is the climate on the British Isles? 7) Is Great Britain a highly developed industrial country? 8) What goods does the British industry produce? 9) Are there any big educational establishments in Great Britain? 10) What is the name of the Queen of Great Britain? 11) How many chambers does the British Parliament consist of? What are they?

Задание 7: Просмотрите текст и найдите предложения с пассивным залогом. Запишите их и переведите на русский/ Look through the text and find sentences with the passive voice. Write them down and translate into Russian.

Задание 8: Дайте общую информацию о Соединенном Королевстве, используя следующие подсказки/Give general information about the United Kingdom using the following prompts.

1) Britain which is formally known as the United Kingdom of ... is the political unity of... . 2) It is located 3) Its total area is about... . 4) The population is 5) The surface is... . 6) The capital of the UK is 7) The official language is... . 8) Its form of government is a 9) Officially the supreme legislative authority is the ... and the two Houses of Parliament: ... But the Queen10) There are three major political parties:

Задание 9: Выберите один из британских городов и напишите о нем, используя следующий план/Choose one of the British cities and write about it using the following plan:

1) geographic location, 2) climate, 3) flora and fauna, 4) population, 5) main industries, 6) places of interest

ПРАКТИЧЕСКОЕ ЗАНЯТИЕ 13. НАУЧНО-ТЕХНИЧЕСКИЙ ПРОГРЕСС

Составление монологического высказывания. Отработка лексического материала. Пассивный залог. Выполнение лексико-грамматических упражнений.

Продолжительность: 90 мин.

Цель: Активизировать использование лексики в письменной и устной речи по теме: «Достижения и инновации в области науки и техники». Составить сообщение по теме: «Технический прогресс в нашей жизни».

Задания к практическому занятию:

Ex. 1: Сопоставьте слова и словосочетания из столбцов. Заполните предложения ниже/Match the words and words combinations from the columns. Fill in the sentences below.

- | | |
|---|---------------------------------|
| 1. virtual reality | a. общение в живую |
| 2. science and technological revolution | b. атомный век |
| 3. electronic devices | c. пользоваться интернетом |
| 4. atomic age | d. виртуальная реальность |
| 5. information technologies | e. электронные устройства |
| 6. real communication | f. информационные технологии |
| 7. surf the internet | g. научно-техническая революция |

1) Nowadays you can ... the net wherever you are. 2) Teenagers are attracted by computer greatly, but only real ... with real people gives us the fullness of life. 3) We live in the ... age. 4) One of the most widespread technologies is ... technology. 5) ... revolution has changed our lives very much. 6) The number of ... devices increased greatly now. 7) ... reality games are very popular among the teenagers.

Задание 2: Прочитайте текст с помощью словаря. Ответьте на вопросы после прочтения/Read the text using a dictionary. Answer the questions after reading it.

Notes on the text:

available – доступный
consequence – следствие
crime – преступление
decade – десятилетие
enemy – враг
lord – господин
occur – возникать
simplify – облегчать
slave – раб
tear away – отрывать(ся)
typewriter – печатная машинка
virtual – виртуальный

The role of technical progress

The scientific and technical revolution has changed our lives very much. Computers, mobile phones and other digital devices have entered our everyday life.

The atomic, space and energy age was followed by the age of computers. The tasks which had seemed eternal before have been solved one by one by computers. During the last decade, many fundamental changes occurred because of electronic devices. It is even difficult to imagine social and economic consequences of the microelectronic revolution.

The large use of computers has influenced our lives in such a way that it was difficult to imagine 15 or 20 years ago. On the one hand, computers have simplified our life greatly. If you typed a text on the typewriter and made a mistake, you had to type the whole page again. Making several copies of the same document used to be a difficult job too. But now it's quite different. Correcting

mistakes is easy. Computer also helps us to buy goods, find information, book tickets, make presentations and annual reports, and make difficult calculations. Time is saved for leisure.

Leisure time is also influenced by computer and other periphery devices. You no longer go to music shops – many things are available on the Internet. You needn't write letters to your relatives or friends –

you can send an e-mail. And your photo albums are on the computer too.

Computer games are probably also a part of your free time. They became more and more realistic and complicated, and for many people it becomes impossible to tear themselves away. This means that electronic devices such as a computer and TV set are used mostly for entertainment and consume most of the time that could be spent on work, going for a walk and sleeping. Man becomes a slave of the devices which were designed to make him stronger.

Is there a way out? In fact, there is, but many people don't know it and are still slaves. The best decision is not to give these devices a place in your heart. They should do their work. And when you have a rest, prefer real communication to virtual one and living an active life to watching films about crime. Then electronics will be not our lord or enemy but our friend.

1) The technical revolution has changed our life very much, hasn't it? 2) What were the predecessors of the computer age? 3) Do computers make our lives easier and simpler? In what way? 4) Computers influence our free time too, don't they? 5) Can you get music and video on the Internet? 6) What other information can you get there? 7) What devices became compatible with the computer during the last years? 8) Can you communicate with your friends on the Internet? 9) Do you like such communication or do you prefer real one? 10) In what way do computer games influence people? 11) Do electronic devices take all our free time? 12) Is man a slave of the devices which were designed to make him stronger? 13) Does the author suggest a way out? 14) What is the way out in your opinion?

Задание 3: Дайте эквиваленты/ Give the equivalents.

Цифровые устройства, научно-техническая революция, основательные изменения, заказывать билеты, упрощать, покупать товары, сложные вычисления, вошли в нашу жизнь, век космоса и энергии, вести активный образ жизни, досуг, доступный, часть свободного времени, быть под влиянием, виртуальное общение, сохранять, вечный, социальное и экономическое значение.

Задание 4: Заполните недостающие слова/Fill in the missing words.

1. relatives

2. photo albums

3. periphery

4. atomic space and energy

5. e-mail

6. tear away

7. decades

8. typewriter

1) ... helps you to send letters quickly. 2) If there is an interesting program on TV, it's difficult for a person to 3) During the last two ... , scientific progress and digitization took place. 4) For some people, the computer is an equivalent of the ... : a device for printing and editing documents. 5) Do you have many ... ? – Yes, I have parents, grandparents, two sisters and three brothers. 6) I don't buy ... any more, all my photos are on my computer. 7) The computer is a multifunctional device. So the ... is that it can be used both for work and for leisure. 8) The ... age was followed by the microelectronic one.

Задание 5: Прочтите следующие фрагменты информации о Стиве Джобсе, расположите их в логическом порядке и расскажите об этом легендарном человеке компьютерного мира/ Read the following bits of information about Steve Jobs, put them in a logical order and speak about this legendary person of the computer world.

a) In 1976 Steve Jobs, Steve Wozniak and Ronald Wayne established Apple. Some years later Steve Wozniak created a new personal computer which carried Apple forward. Its name was Apple II. Steve Jobs worked on the design and sales of the new device.

- b) At the end of his life Steve was taken ill. His illness was diagnosed as a rare form of cancer. He died on October 5, 2011, but remained Chairman of the Board of the company till his dying day.
- c) Steve was adopted by Paul and Clara Jobs who became his parents and taught him to read at an early age.
- d) Steve Jobs was born on 24 February 1955 in San Francisco. His full name was Steven Paul Jobs.
- e) Later Next was included in Apple and Steve returned to work for it. He supervised creation of the iMac, iPod, iPhones and other company's products.
- f) Paul was a mechanical engineer and worked for a corporation which produced lasers. He taught Steve elementary electronics.
- g) Soon there began a race for power in Apple. Steve Jobs lost it and left the company. He decided to found a new corporation which was called *Next* and produced computer technologies.

Задание 6: Ответьте на вопросы/Answer the questions.

- 1) When was Steve Jobs born? Where?
- 2) Who taught Steve elementary electronics?
- 3) When did Steve Jobs, Steve Wozniak and Ronald Wayne establish Apple?
- 4) What is the name of the company?
- 5) What are the most popular company's products?
- 6) What has happened at the end of Steve's life?
- 7) When did he die?

Задание 7: Дайте эквиваленты/Give the equivalents.

- 1) Он решил основать новую корпорацию.
- 2) Он контролировал создание продуктов компании.
- 3) Стив работал над дизайном новых устройств.
- 4) Этот человек работает на компанию по производству лазеров.
- 5) Он воспитывался своими родителями.
- 6) Им был создан персональный компьютер.
- 7) Эта компания производила компьютерные технологии.
- 8) Вскоре началась борьба за власть в компании.

Задание 8: Вспомните об использовании модальных глаголов. Переведите предложения на русский язык/ Remember the usage of the modal verbs. Translate the sentences into Russian.

- 1) He must work hard to prove his theory.
- 2) She can study information technologies in the college.
- 3) You may repeat this experiment.
- 4) He must tell us about his new experiments.
- 5) I can devote myself to scientific work.
- 6) They must solve great number of ecological problems.

Задание 9: Заполните пропуски в предложениях соответствующими модальными глаголами/ Fill in the sentences with: must / should / would / ought to / needn't / can / could / may / might.

- 1) They ... not do this work themselves.
- 2) You ... take my dictionary.
- 3) You don't look well, you... consult the doctor.
- 4) Why ... I give you my money?
- 5) She ... not speak any foreign language.
- 6) He ... to help them, they need his help.
- 7) ... you tell me the time?
- 8) ... I go with you? No, you
- 9) Your daughter... have told about it.
- 10) In winter we ... often skate.
- 11) You ... not miss your classes.
- 12) ... you play the piano before?

Задание 10: Скажите, что вы думаете о следующем. Постарайтесь подкрепить то, что вы говорите, своим опытом. Control questions.

- Great work can be done if you love what you do.
- One should follow one's heart in choosing a career.

ПРАКТИЧЕСКОЕ ЗАНЯТИЕ 14.
ЧЕЛОВЕК И ПРИРОДА, ЭКОЛОГИЧЕСКИЕ ПРОБЛЕМЫ.

Описание экологических проблем. Переработка отходов. Составление сообщения. Закрепление лексических единиц по теме. Условные предложения.
Выполнение лексико-грамматических упражнений.

Продолжительность: 90 мин.

Цель: Составить сообщение по теме: «Защита окружающей среды» и активизировать лексику в речи по данной теме.

Задания к практическому занятию:

Задание 1: Сопоставьте следующие слова с их значением/Match the following words with their meaning.

- | | |
|------------------|--|
| 1. nature | a. the damage caused to water, air by harmful substance |
| 2. pollution | b. the natural world |
| 3. protection | c. relationships between the air, land, animals, plants |
| 4. environment | d. all the animals, plants, etc. in the world all the features, forces that happen |
| 5. harmful | e. a state in which a person, a plant or an animal cannot be seen |
| 6. species | f. the state of being kept safe |
| 7. ecology | g. having a bad effect in something |
| 8. disappearance | h. a set of animals or plants in which members have similar characteristics |

Задание 2: Заполните недостающие слова из таблицы упражнения 2/Fill in the missing words from the table of Exercise 2.

1) ... the branch of biology connected with the relation between organisms and their environment. 2) The ... of the dinosaurs has puzzled scientists for many years. 3) He lived in close communion with ... 4) The ... of the environment must be our first priority today. 5) It would be better for the ... if more people used bikes rather than cars. 6) Over a hundred ... of insect are found in this area. 7) It's important to protect your skin from the ... effects of the sun. 8) New research found that industrial ... goes high in the atmosphere and travels far.

Задание 3: Прочитайте текст, отвечая на вопрос после него. Используйте словарь/Read the text answering the question after it. Use the dictionary.

Notes on the text:

source – источник
natural riches – природные богатства
harmful interference – вредное воздействие
industrial enterprises – промышленные предприятия
substances – вещества
suffer – страдать
to upset – зд. нарушать
ozone layer – озоновый слой
universal concern – всеобщая забота

The protection of nature

Since ancient times Nature was the source of people's life. For thousands of years people lived in harmony with environment and they thought that natural riches were unlimited.

The development of civilization increased man's harmful interference in nature. Large cities with thousands of smoky industrial enterprises pollute the air we breathe and the water we drink.

Every year world industry pollutes the atmosphere with about 1000 million tons of dust and other harmful substances. Many cities suffer from smog. Beautiful old forests disappear forever. Their disappearance upsets the oxygen balance. As a result some rare species of animals, birds, fish and plants disappear forever, a number of lakes and rivers dry up.

The pollution of air and destruction of the ozone layer are the results of man's attitude towards Nature. The protection of the environment is a universal concern. We must be very active to create a serious system of ecological security.

1) What is the main reason of ecological problems? 2) What are the main ecological problems? 3) Why should the ecological problems should be universal concern? 4) What steps are taken to fight ecological problems?

Задание 4: Дайте эквиваленты/Give the equivalents.

Загрязнение воздуха, с древних времен, развитие цивилизации, жить в гармонии, разрушение озонового слоя, дымящие промышленные предприятия, загрязнять атмосферу, воздействие человека, вредные вещества, защита окружающей среды, человеческое отношение, система экологической безопасности.

Задание 5: Вспомните тему «Условные предложения». Поставьте глаголы в скобках в правильную форму.Put the verbs in brackets in the correct form.

1. If you (read) these magazines, you (know) more interesting facts about this environmental problem.
2. If we (protect) the nature seriously, the Earth (be) out of danger.
3. If we (take) glass, paper and cans to special bins, they (can /recycle).
4. If I (be) you, I (join) our university ecological society.
5. If we (not pollute) our rivers, they (be) full of fish.
6. If I (be) you, I (continue) the exploration.
7. If people (avoid) damaging nature, many species of animals and insects (not disappear).

Задание 6: Сопоставьте следующие слова с их значением/Match the words and word combinations from the columns.

- | | |
|---------------------------|--------------------------|
| 1. energy-saving | a. загрязнение воздуха |
| 2. a part (of it) | b. вырубка леса |
| 3. air pollution | c. энергосберегающий |
| 4. oxygen | d. заботиться |
| 5. breathe | e. движение, динамика |
| 6. countryside | f. вымершие и вымирающие |
| 7. movements | g. дышать |
| 8. take care | h. кислород |
| 9. extinct and endangered | i. часть (чего-то) |
| 10. deforestation | j. загородная жизнь |

Задание 7: Заполните пробелы словами и словосочетаниями из таблицы упражнения 6/ Fill in the gaps with the words and word combinations from the table of Exercise 6.

- 1) People should live closer to nature because we are
- 2) Many people prefer to live in the
- 3) The big city is always synonymous with high ... from vehicles or industry.
- 4) People can't live without
- 5) I would never cut down trees, they let us
- 6) Seventy per cent of land animals and plants live in forests, and many cannot survive the ... that destroys their homes.
- 7) Land degradation leads to an increasing number of ... animals.
- 8) To save our planet we must ... of it.
- 9) The least we can do is try and adopt some ... methods.
- 10) Our company supports ecological organizations and ...

Задание 8: Опишите ваши личные способы экономии природных ресурсов. Подумайте о следующем дома/ Describe your personal ways of saving natural resources. Think of the following at home:

- 1) reusable shopping bags, 2) reusable tableware, 3) rechargeable batteries, 4) walking and biking whenever possible

СПИСОК ИСПОЛЬЗУЕМЫХ ИСТОЧНИКОВ

1 Основная литература

1. Planet of English: учебник английского языка для образовательных учреждений СПО на базе основного общего образования с получением среднего общего образования / Г. Т. Безкоровайная, Н. И. Соколова, Е. А. Койранская, Г. В. Лаврик. – 7-е изд., стер. – Москва: Академия, 2019. – 256 с. – (Профессиональное образование). – ISBN 9785446882861. – URL: <https://www.academia-moscow.ru/catalogue/4831/408556/>. – Текст: электронный.

2 Дополнительная литература

1. Полубиченко, Л. В. Английский язык для колледжей (a2-b2): учебное пособие для среднего профессионального образования / А. С. Изволенская, Е. Э. Кожарская; под редакцией Л. В. Полубиченко. — Москва: Издательство Юрайт, 2019. — 184 с. — (Профессиональное образование). — ISBN 978-5-534-09287-5. — Текст: электронный // ЭБС Юрайт [сайт]. — URL: <https://www.biblio-online.ru/bcode/427572> (дата обращения: 30.01.2020).

2. Гуреев, В. А. Английский язык. Грамматика (b2): учебник и практикум для среднего профессионального образования / В. А. Гуреев. — Москва : Издательство Юрайт, 2019. — 294 с. — (Профессиональное образование). — ISBN 978-5-534-10481-3. — Текст: электронный // ЭБС Юрайт [сайт]. — URL: <https://www.biblio-online.ru/bcode/430572> (дата обращения: 30.01.2020).

3. Аитов, В. Ф. Английский язык (a1-v1+): учебное пособие для среднего профессионального образования / В. Ф. Аитов, В. М. Аитова, С. В. Кади. — 13-е изд., испр. и доп. — Москва : Издательство Юрайт, 2020. — 234 с. — (Профессиональное образование). — ISBN 978-5-534-08943-1. — Текст: электронный // ЭБС Юрайт [сайт]. — URL: <https://www.biblio-online.ru/bcode/448454> (дата обращения: 30.01.2020).

4. Иванова, О. Ф. Английский язык. Пособие для самостоятельной работы учащихся (v1 — v2): учебное пособие для среднего профессионального образования / О. Ф. Иванова, М. М. Шиловская. — Москва: Издательство Юрайт, 2019. — 352 с. — (Профессиональное образование). — ISBN 978-5-534-09663-7. — Текст: электронный // ЭБС Юрайт [сайт]. — URL: <https://www.biblio-online.ru/bcode/442373> (дата обращения: 30.01.2020).

5. Стогниева, О. Н. Английский язык для ИТ-специальностей: учебное пособие для среднего профессионального образования / О. Н. Стогниева. — Москва: Издательство Юрайт, 2020. — 143 с. — (Профессиональное образование). — ISBN 978-5-534-07972-2. — Текст: электронный // ЭБС Юрайт [сайт]. — URL: <https://www.biblio-online.ru/bcode/449184> (дата обращения: 30.01.2020).

6. Бутенко, Е. Ю. Английский язык для ИТ-специальностей. IT-English: учебное пособие для среднего профессионального образования / Е. Ю. Бутенко. — 2-е изд., испр. и доп. — Москва: Издательство Юрайт, 2019. — 119 с. — (Профессиональное образование). — ISBN 978-5-534-07790-2. — Текст: электронный // ЭБС Юрайт [сайт]. — URL: <https://www.biblio-online.ru/bcode/437372> (дата обращения: 30.01.2020).

7. Краснова, Т. И. Английский язык для специалистов в области интернет-технологий. English for internet technologies: учебное пособие для среднего профессионального образования / Т. И. Краснова, В. Н. Вичугов. — 2-е изд. — Москва: Издательство Юрайт, 2019. — 205 с. — (Профессиональное образование). — ISBN 978-5-534-07322-5. — Текст: электронный // ЭБС Юрайт [сайт]. — URL: <https://www.biblio-online.ru/bcode/441781> (дата обращения: 30.01.2020).

3 Методическая литература

1. Иностранный язык. Английский: методические указания к практическим занятиям и самостоятельной работе для студентов 1 курса всех специальностей СПО очной формы обучения / ФГБОУ ВО "Кузбас. гос. техн. ун-т им. Т. Ф. Горбачева", Каф. теории и методики проф. образования ; сост.: С. В. Лебединцев, М. А. Перловская. – Кемерово: КузГТУ, 2018. – 155 с. – URL: <http://library.kuzstu.ru/meto.php?n=9217> (дата обращения: 09.01.2020). – Текст: электронный.

4 Интернет ресурсы

1. Официальный сайт Кузбасского государственного технического университета имени Т.Ф. Горбачева. Режим доступа: <https://kuzstu.ru/>.
2. Официальный сайт филиала КузГТУ в г. Белово. Режим доступа: <http://belovokyzgty.ru>.
3. Longman Dictionary of Contemporary English – режим доступа - <https://www.ldoceonline.com/>
4. <http://www.expocentr.ru/ru/articles-of-exhibitions/obshhaya-harakteristika-vystavochnoj-deyatelnosti/>.
5. https://en.wikipedia.org/wiki/Trade_fair.
6. Электронные библиотечные системы:
 - Электронная библиотека издательства Юрайт [Электронный ресурс]. – Режим доступа: <https://biblio-online.ru/catalog/spo>.
 - Электронная библиотека издательства Академия [Электронный ресурс]. – Режим доступа: <https://academia-library.ru/>.